

**NRMP**

National Resident Matching Program

# **Results and Data**

---

## **2010 Main Residency Match**

---

April 2010

[www.nrmp.org](http://www.nrmp.org)

Requests for permission to use these data as well as questions about the content of this publication or the National Resident Matching Program data may be directed to Julia I. Raether, Director of Research, NRMP, at [jraether@aamc.org](mailto:jraether@aamc.org).

Questions about the NRMP should be directed to Mona M. Signer, Executive Director, NRMP, at [msigner@aamc.org](mailto:m signer@aamc.org).

Suggested Citation

National Resident Matching Program, Results and Data: 2010 Main Residency Match. National Resident Matching Program, Washington, DC. 2010.

Copyright © 2010 National Resident Matching Program.

**NATIONAL RESIDENT MATCHING PROGRAM**2450 N Street, NW  
Washington, DC 20037-1127

<b>Program Sponsors</b>	American Board of Medical Specialties American Hospital Association American Medical Association Association of American Medical Colleges Council of Medical Specialty Societies	
<b>Officers 2009/2010</b>	President President Designate Secretary/Treasurer Executive Director	Thomas C. Cesario, M.D. Bruce E. Johnson, M.D. Timothy A. Munzing, M.D. Mona M. Signer, M.P.H.
<b>Board of Directors</b>	American Board of Medical Specialties  American Hospital Association  American Medical Association  Association of American Medical Colleges  Council of Medical Specialty Societies	Rita Kay Cydulka, M.D., M.S. Bruce E. Johnson, M.D.  Hal B. Jenson, M.D., M.B.A. Richard A. Pierson  Baretta R. Casey, M.D., M.P.H. Carl A. Sirio, M.D.  Thomas C. Cesario, M.D. Maria C. Savoia, M.D.  Susan Guralnick, M.D. Thomas V. Whalen, M.D.
<b>Residency Program Directors</b>	Organization of Program Director Associations At Large	Edwin L. Zalneraitis, M.D. Timothy A. Munzing, M.D.
<b>Public Member</b>	At Large	David B. Swanson, Ph.D.
<b>Resident Physicians</b>	At Large At Large At Large	Ebony A. Boyce, M.D., M.P.H. Jacob Dominik, M.D. Kyla Terhune, M.D.
<b>Student Representatives</b>	AAMC Organization of Student Representatives AMA Medical Student Section American Medical Student Association	Jared M. O'Leary Shaun P. Patel Jonah J. Stulberg, Ph.D.
<b>Support</b>	Software Applications Manager	Eileen Renaghan



# Table of Contents

Board of Directors..... i

About the NRMP ..... v

Figure 1. Applicants and 1st Year Positions in the Match, 1952-2010..... v

Glossary ..... vi

Introduction ..... 1

Table 1. Match Summary, 2010..... 3

Table 2. Matches by Specialty and Applicant Type, 2010 ..... 5

Table 3. Positions Offered in the Matching Program, 2006-2010 ..... 7

Figure 2. Number of Active Applicants and Percent Matched, 2006-2010 ..... 8

Table 4. Applicants in the Matching Program, 2006-2010..... 9

Figure 3. Positions per All Active and Active U.S. Senior Applicant, 1976-2010 ..... 10

Table 5. Number of PGY-1 Positions per Active Applicant, 1976-2010 ..... 11

Figure 4. PGY-1 Match Rates by Applicant Type, 1982-2010..... 12

Table 6. PGY-1 Match Rates, 1982-2010..... 13

Table 7. Positions Offered and Number Filled by U.S. Seniors and All Applicants, 2006-2010..... 15

Figure 5. Number of PGY-1 Positions Offered and Filled for Selected Specialties, 2010 ..... 16

Table 8. Positions Offered and Percent Filled by U.S. Seniors and All Applicants, 2006-2010 ..... 17

Table 9. All Applicants Matched to PGY-1 Positions by Specialty, 2006-2010 ..... 19

Table 10. U.S. Seniors Matched to PGY-1 Positions by Specialty, 2006-2010 ..... 20

Table 11. Osteopathic Graduates Matched to PGY-1 Positions by Specialty, 2006-2010 ..... 21

Table 12. Foreign-Trained Physicians Matched to PGY-1 Positions by Specialty, 2006-2010 ..... 22

Table 13. Applicant Choices by Specialty, 2010 ..... 25

Table 14. Match Results for U.S. Seniors and Independent Applicants Who  
     Ranked Only One Specialty, 2010..... 27

Figure 6. Percentages of Unmatched U.S. Seniors and Independent Applicants Who  
     Ranked Only One Specialty, 2010..... 27

Table 15. Matches from U.S. Seniors' and Independent Applicants' Rank Order Lists, 1997-2010 ..... 28

Figure 7. Percent of Matches by Choice and Type of Applicant, 2010 ..... 29

Table 16. Number of Couples in the Match by Match Outcome, 1987-2010..... 31

Figure 8. Number of Couples in the Match by Match Outcome, 1987-2010..... 31

Table 17. Average Number of Ranked Applicants Needed to Fill Each Position by Specialty, 2006-2010..... 33

NRMP Program Results 2010 Main Residency Match..... 35



## About the NRMP

The National Resident Matching Program (NRMP) is a private, not-for-profit corporation established in 1952 to optimize the rank-ordered choices of applicants and program directors. The NRMP is not an application processing service; rather, it provides an impartial venue for matching applicants' and programs' preferences for each other consistently.

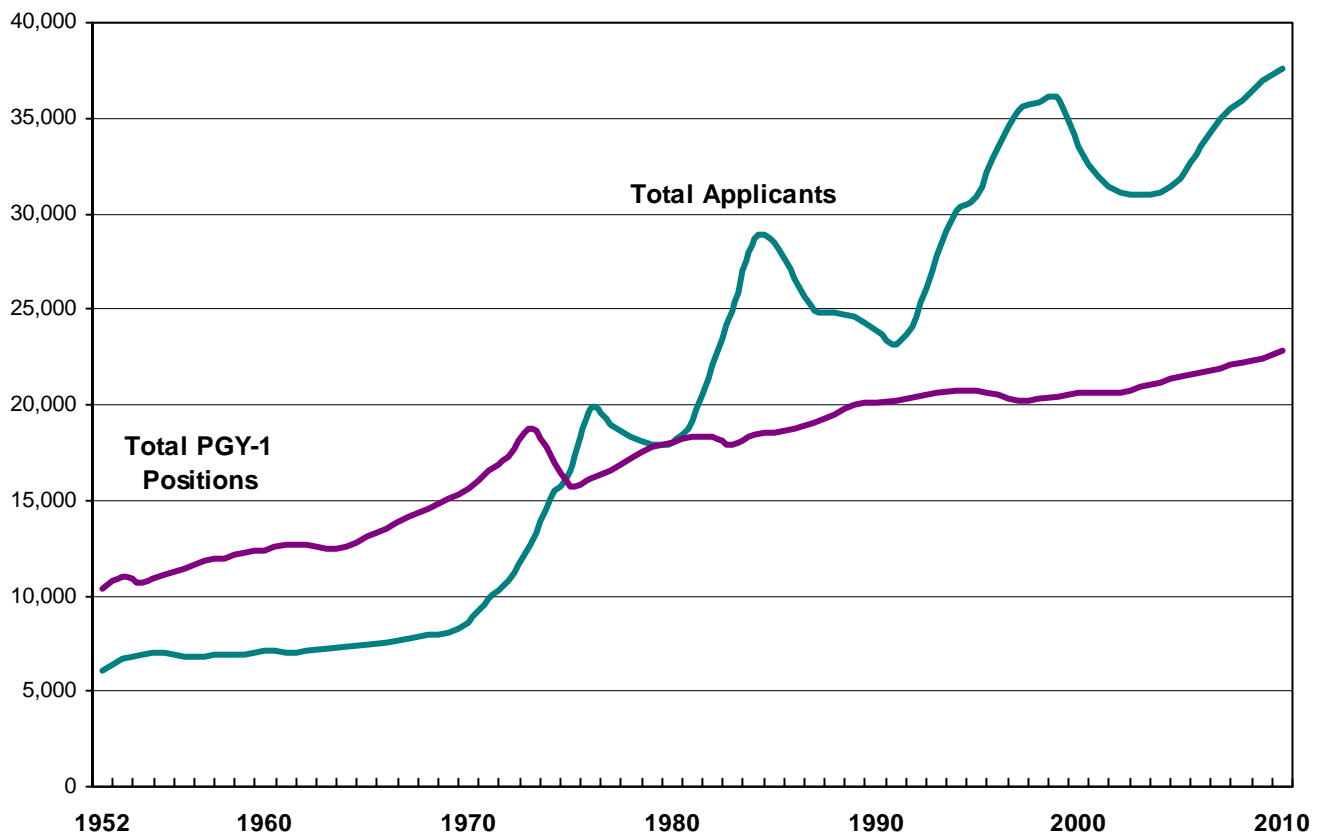
The first Match was conducted in 1952 when 10,400 internship positions were available for 6,000 U.S. graduating seniors. By 1973, there were 19,000 positions for just over 10,000 U.S. graduating seniors. Following the demise of internships in 1975, the number of first-year post-graduate (PGY-1) positions dropped to 15,700. The number of PGY-1 positions offered gradually increased through 1994 and then began to decline slowly until 1998.

This year, a record-high 22,809 PGY-1 positions were offered (Figure 1).

The increase in the total number of applicants since 1952 is more dramatic, starting with 6,000 in 1952 and rising to a high of 36,056 in 1999. After a decline of 5,052 applicants from 1999-2003, the number registered for the 2010 Match increased to 37,556. This figure is 584 more than 2009 and an all time high.

For more information about the NRMP, please visit: [www.nrmp.org/](http://www.nrmp.org/). Additional data and reports for the Main Residency Match and the Specialties Matching Service can be found at: [www.nrmp.org/data/](http://www.nrmp.org/data/). Instructions on how to request additional data also are provided.

**Figure 1** Applicants and 1st Year Positions in the Match, 1952 - 2010



ACGME	Accreditation Council for Graduate Medical Education
Active Applicant	An active applicant is one who submits a certified rank order list of programs.
Applicant Type	<p>The NRMP classifies applicants for the Main Residency Match into seven applicant types:</p> <ul style="list-style-type: none"><li>• <i>Seniors of U.S. Allopathic Medical Schools (U.S. Senior)</i>: A fourth-year medical student in an LCME-accredited U.S. allopathic school of medicine. A student with a graduation date after July 1 in the year before the Match is considered a U.S. senior. U.S. seniors are sponsored by their medical schools.</li><li>• <i>Previous Graduates of U.S. Allopathic Medical Schools (U.S. Grad)</i>: A graduate with a graduation date before July 1 in the year before the Match is considered a previous U.S. graduate and is not sponsored by the medical school.</li><li>• <i>Students/Graduates of Canadian Medical Schools (Canadian)</i></li><li>• <i>Students/Graduates of Osteopathic Medical Schools (Osteo.)</i></li><li>• <i>Students/Graduates of Fifth Pathway Programs (5th Pathway)</i></li><li>• <i>U.S. Citizen Students/Graduates of International Medical Schools (U.S. IMG)</i></li><li>• <i>Non-U.S. Citizen Students/Graduates of International Medical Schools (Non-U.S. IMG)</i></li></ul> <p>In some tables and figures in this report, applicant types are combined into a smaller number of groups.</p> <ul style="list-style-type: none"><li>• <i>Foreign-Trained Physicians</i>: U.S. citizen and non-U.S. citizen students and graduates of international medical schools</li><li>• <i>Independent Applicants</i>: All applicant categories excluding U.S. allopathic seniors</li><li>• <i>Others</i>: Includes previous U.S. graduates and Canadian, Osteopathic, and Fifth Pathway applicants</li></ul>
Couple	Any two applicants can register as a couple in the Match. The NRMP allows couples to form pairs of choices on their primary rank order lists, which are considered in rank order in the Match. The couple will match to the most preferred pair of programs on the rank order lists where each partner has been offered a position.
NRMP	National Resident Matching Program
PGY-1	Post graduate year one
PGY-2	Post graduate year two

## Introduction

This report summarizes data from the National Resident Matching Program (NRMP) 2010 Main Residency Match, the largest in NRMP history when measured by the numbers of positions offered (25,520) and filled (24,378), as well as by the numbers of registrants (37,556) and applicants (30,543) submitting certified rank order lists of programs.

A successful Match is not measured by volume alone, but also by how well it matches the preferences of applicants and programs. One measure of that objective is the percentage of positions filled. Based on that criterion, the fill rate of 95.5 percent makes the 2010 Match the most successful on record. A by-product of a high fill rate is fewer positions available in the post-Match "Scramble." In 2010, only 1,142 first-year and second-year positions were unfilled, and about half (566) were PGY-1 only positions in preliminary surgery and preliminary medicine.

This year, 30,543 applicants vied for one of the 22,809 available first-year and 2,711 second-year residency positions; 16,070 of those applicants were U.S. allopathic medical school seniors. The number of U.S. allopathic seniors was 432 more than in 2009, continuing a trend that began several years ago with the opening of several new medical schools and the expansion of class sizes in established institutions.

Other applicants included previous graduates of U.S. allopathic medical schools, U.S. citizen and non-U.S. citizen international medical school students and graduates, students and graduates of Canadian medical schools, students and graduates of osteopathic medical schools, and students and graduates of Fifth Pathway programs. Between 2009 and 2010, active applicants who are U.S. allopathic seniors showed the largest increase among all the applicant groups in numbers (432).

The real and projected increases in the numbers of U.S. allopathic seniors have raised questions about how this growth may affect both their Match success and the success of other applicant groups. In 2010 the match rate for U.S. allopathic seniors was 93.3 percent, down from an historic high of 94.2 percent in 2008, but up slightly from 93.1 percent in 2009. The percentage of seniors who matched to their first-choice program declined from 57.0 percent to 52.7 percent, but in most specialties there continued to be more available positions than U.S. seniors who ranked them.

Some other trends of interest include:

- The PGY-1 match rate for all applicants continued to decline and at 71.2 percent was almost 4 percentage points lower than in 2006.
- The number of active U.S. citizen IMGs in the Match was 3,695, up 305 from last year and 1,260 over the five-year period; 1,749 were matched to PGY-1 positions, down 0.5 percentage points from last year.

- The number of active non-U.S. citizen IMGs was 7,246, down 238 from last year. This was the first year since 2002 that the number of non-U.S. citizen IMGs has been lower than the year before. Of those who certified rank order lists of programs, 2,881 matched to PGY-1 positions, down 231 from 2009.

Couples have been able to participate together in the Match since 1984. The two partners identify themselves as a couple to the NRMP and submit rank order lists of identical length. The algorithm treats the two lists as a unit, matching the couple to the highest linked program choices where both partners match. A record 808 couples participated in the 2010 Match. Couples continued to enjoy great success in the Match, with a match rate of 93.4 percent.

Match results can be an indicator of career interests among graduating medical school students. Highlights in 2010 include:

- In several specialties the number of matched U.S. allopathic seniors increased in 2010: Family Medicine (98), Internal Medicine (90), Surgery (Categorical) (71), Medicine-Pediatrics (58), Emergency Medicine (36), and Pediatrics (29).
- The number of Family Medicine positions offered in the Match rose by 73. The percentage filled by U.S. allopathic seniors increased from 42.2 percent in 2009 to 44.8 percent in 2010. Overall, 91.4 percent of the available Family Medicine positions were filled in 2010.
- The number of categorical Internal Medicine positions rose by 77 to 4,999. The percentage filled by U.S. seniors increased slightly from 53.5 percent in 2009 to 54.5 percent in 2010, and the overall fill rate rose to 99 percent.
- General Surgery continued to be a very competitive specialty with all but two of the 1,077 available categorical positions filled and 71 more U.S. allopathic seniors matched to that specialty.

We hope you find the data contained in the following pages useful as you reflect on the 2010 Match and prepare for future matches.

**Mona M. Signer, Executive Director**  
**National Resident Matching Program**  
2450 N Street NW  
Washington, DC 20037-1127  
[nrmp@aamc.org](mailto:nrmp@aamc.org)

---

## Table 1

Table 1 summarizes the 2010 Match and shows the numbers of participating programs, positions offered, and programs unfilled. It also provides ranking and matching data for U.S. seniors and all applicants.

Using Anesthesiology PGY-1 as an example:

- The first three columns show that 99 programs offered 797 Anesthesiology PGY-1 positions and that 7 of those programs were unfilled.
- The numbers of applicants are provided in the next two columns. In 2010, 1,128 U.S. seniors ranked at least one Anesthesiology program, and a total of 1,629 applicants ranked Anesthesiology.
- The next two columns show that 626 of the 797 positions offered for Anesthesiology PGY-1 were filled by U.S. seniors and 771 were filled by all applicants.
- The percent fill rates (positions filled/positions offered) can be found in the next two columns. Of the PGY-1 positions offered in Anesthesiology, 78.5 percent were filled by U.S. seniors, and overall 96.7 percent were filled.
- The ranked positions column shows that collectively U.S seniors ranked those Anesthesiology programs 7,715 times and the total number of ranks for all applicants was 9,403.

The total number of positions offered in the 2010 Match was 25,520, an all-time high and 335 more than in 2009.

**Table 1 Match Summary, 2010**

Specialty	No. of Programs	Positions Offered	Unfilled Programs	No. of Applicants*		No. of Matches**		% Filled		Ranked Positions	
				U.S. Seniors	Total	U.S. Seniors	Total	U.S. Seniors	Total	U.S. Seniors	Total
<b>PGY- 1 Positions</b>											
Anesthesiology	99	797	7	1,128	1,629	626	771	78.5	96.7	7,715	9,403
Dermatology	14	31	1	175	198	23	29	74.2	93.5	311	364
Emergency Medicine	147	1,556	5	1,340	2,055	1,182	1,540	76.0	99.0	13,428	17,023
Emergency Med/Family Med	2	4	0	7	23	1	4	25.0	100.0	7	24
Family Medicine	454	2,608	94	1,348	5,166	1,169	2,384	44.8	91.4	9,641	23,165
Internal Medicine (Categorical)	377	4,999	20	3,194	9,552	2,722	4,947	54.5	99.0	26,767	54,232
Medicine-Dermatology	6	7	0	40	41	7	7	100.0	100.0	64	66
Medicine-Emerg Med	10	23	0	49	89	20	23	87.0	100.0	145	213
Medicine-Family Medicine	2	5	0	10	22	4	5	80.0	100.0	10	25
Medicine-Medical Genetics	1	0	0	2	5	0	0	0.0	0.0	2	5
Medicine-Neurology	3	2	1	4	8	1	1	50.0	50.0	4	12
Medicine-Pediatrics	78	359	3	389	661	299	355	83.3	98.9	2,802	3,534
Medicine-Preliminary (PGY-1 Only)	311	1,863	48	3,350	5,022	1,493	1,758	80.1	94.4	35,716	42,514
Medicine-Preventive Med	6	7	2	20	93	2	5	28.6	71.4	26	130
Medicine-Primary	51	259	4	612	2,012	156	243	60.2	93.8	1,626	3,364
Medicine-Psychiatry	11	26	2	36	72	18	24	69.2	92.3	118	178
Medical Genetics	1	2	0	3	3	2	2	100.0	100.0	3	3
Neurological Surgery	97	191	3	211	309	173	188	90.6	98.4	2,851	3,259
Neurology	53	228	0	317	717	113	228	49.6	100.0	1,258	2,250
Obstetrics-Gynecology	237	1,187	2	1,035	1,777	915	1,182	77.1	99.6	10,267	13,671
Orthopedic Surgery	159	656	3	801	996	598	653	91.2	99.5	7,955	8,655
Otolaryngology	105	280	1	335	395	259	279	92.5	99.6	3,411	3,666
Pathology	148	503	14	363	857	327	484	65.0	96.2	2,905	4,764
Pediatrics	209	2,428	24	1,892	3,668	1,711	2,383	70.5	98.1	15,932	22,298
Pediatrics-Emerg Med	3	7	0	16	19	5	7	71.4	100.0	31	35
Pediatrics-Medical Genetics	6	4	2	8	12	1	1	25.0	25.0	14	18
Pediatrics-P M & R	4	5	1	6	11	4	4	80.0	80.0	11	18
Pediatrics-Primary	11	65	0	342	928	30	65	46.2	100.0	448	1,200
Peds/Psych/Child Psych	9	17	1	34	44	15	16	88.2	94.1	113	125
Physical Medicine & Rehab	27	87	5	178	341	45	80	51.7	92.0	595	982
Plastic Surgery (Integrated)	31	69	0	168	200	61	69	88.4	100.0	905	973
Preventive Medicine	4	6	2	1	25	1	4	16.7	66.7	1	29
Psychiatry (Categorical)	185	1,091	12	741	2,068	670	1,075	61.4	98.5	5,893	10,730
Psychiatry-Family Medicine	8	13	2	29	40	10	11	76.9	84.6	77	97
Psychiatry-Neurology	4	5	1	11	24	2	4	40.0	80.0	13	31
Radiation Oncology	6	15	0	116	129	14	15	93.3	100.0	182	202
Radiology-Diagnostic	34	141	1	663	779	120	139	85.1	98.6	1,744	1,942
Surgery (Categorical)	235	1,077	2	1,262	2,241	895	1,075	83.1	99.8	11,906	14,957
Surgery-Preliminary (PGY-1 Only)	281	1,165	137	901	1,750	430	704	36.9	60.4	2,262	4,516
Thoracic Surgery	9	10	0	49	74	8	10	80.0	100.0	117	168
Transitional (PGY-1 Only)	119	980	13	2,436	3,113	832	945	84.9	96.4	16,985	18,999
Urology	4	9	0	9	10	9	9	100.0	100.0	9	10
Vascular Surgery	20	22	1	39	72	19	21	86.4	95.5	316	396
<b>Total PGY- 1</b>	<b>3,581</b>	<b>22,809</b>	<b>414</b>	<b>23,670</b>	<b>47,250</b>	<b>14,992</b>	<b>21,749</b>	<b>65.7</b>	<b>95.4</b>	<b>184,586</b>	<b>268,246</b>
<b>PGY- 2 Positions</b>											
Anesthesiology	82	588	14	1,048	1,503	420	558	71.4	94.9	6,181	7,608
Dermatology	101	329	3	422	566	270	325	82.1	98.8	2,861	3,351
Emergency Medicine	3	19	0	35	124	6	19	31.6	100.0	45	140
Neurology	82	357	11	332	756	201	335	56.3	93.8	2,096	3,493
Nuclear Medicine	3	4	2	2	8	0	1	0.0	25.0	2	8
Physical Medicine & Rehab	62	280	5	196	518	130	271	46.4	96.8	1,427	2,880
Plastic Surgery	20	37	0	156	177	33	37	89.2	100.0	498	537
Preventive Medicine	2	2	2	0	3	0	0	0.0	0.0	0	4
Psychiatry	4	3	1	13	15	2	2	66.7	66.7	13	15
Psychiatry-Neurology	1	1	0	4	4	1	1	100.0	100.0	4	4
Radiation Oncology	72	142	6	173	210	123	135	86.6	95.1	1,402	1,550
Radiology-Diagnostic	163	949	2	1,027	1,431	799	945	84.2	99.6	10,692	12,212
<b>Total PGY- 2</b>	<b>595</b>	<b>2,711</b>	<b>46</b>	<b>3,408</b>	<b>5,315</b>	<b>1,985</b>	<b>2,629</b>	<b>73.2</b>	<b>97.0</b>	<b>25,221</b>	<b>31,802</b>
<b>GRAND TOTAL</b>	<b>4,176</b>	<b>25,520</b>	<b>460</b>	<b>27,078</b>	<b>52,565</b>	<b>16,977</b>	<b>24,378</b>	<b>66.5</b>	<b>95.5</b>	<b>209,807</b>	<b>300,048</b>

\*Applicants can rank multiple specialties. \*\*In 2010, 2,071 applicants matched to both PGY-1 and PGY-2 positions.

## Table 2

Table 2 shows the numbers of PGY-1 and PGY-2 matches in each specialty by applicant type. There was significant variation in the number and proportion of each applicant group matching to each specialty. The data are described in more detail in Tables 10-12.

For example, the largest numbers of seniors of U.S. allopathic medical schools (U.S. seniors) matched to:

- Internal Medicine (Categorical) (2,722)
- Pediatrics (1,711)
- Medicine-Preliminary (PGY-1 Only) (1,493)
- Emergency Medicine PGY-1 and PGY-2 (1,188)
- Family Medicine (1,169)
- Anesthesiology PGY-1 and PGY-2 (1,046)
- Diagnostic Radiology PGY-1 and PGY-2 (919)
- Obstetrics-Gynecology (915)
- Surgery (Categorical) (895)
- Transitional (PGY-1 Only) (832)

For prior graduates of U.S. allopathic medical schools (U.S. Grad), the largest numbers were matched to:

- Internal Medicine (Categorical) (107)
- Family Medicine (85)
- Emergency Medicine PGY-1 and PGY-2 (69)
- Diagnostic Radiology PGY-1 and PGY-2 (65)

For students and graduates of osteopathic medical schools (Osteo), the largest numbers were matched to:

- Internal Medicine (Categorical) (292)
- Family Medicine (270)
- Pediatrics (200)
- Emergency Medicine PGY-1 and PGY-2 (163)
- Anesthesiology PGY-1 and PGY-2 (124)
- Psychiatry (Categorical) (109)
- Obstetrics-Gynecology (105)
- Physical Medicine & Rehab PGY-1 and PGY-2 (95)

For U.S. citizen students and graduates of international medical schools (U.S. IMG), the largest numbers were matched to:

- Internal Medicine (Categorical) (460)
- Family Medicine (439)
- Pediatrics (147)
- Psychiatry (Categorical) (129)
- Emergency Medicine PGY-1 and PGY-2 (115)
- Surgery-Preliminary (PGY-1 Only) (81)
- Obstetrics-Gynecology (76)
- Medicine-Preliminary (PGY-1 Only) (75)

For non-U.S. citizen students and graduates of international medical schools (Non-U.S. IMG), the largest numbers were matched to:

- Internal Medicine (Categorical) (1,339)
- Family Medicine (400)
- Pediatrics (286)
- Surgery-Preliminary (PGY-1 Only) (143)
- Neurology PGY-1 and PGY-2 (140)
- Psychiatry (Categorical) (134)
- Medicine-Preliminary (PGY-1 Only) (97)

**Table 2** Matches by Specialty and Applicant Type, 2010

Specialty	Number of Positions	Number Filled	U.S. Senior	U.S. Grad	Osteo.	Canadian	5th Pathway	U.S. IMG	Non-U.S. IMG	Number Unfilled
<b>PGY- 1 Positions</b>										
Anesthesiology	797	771	626	14	76	0	0	23	32	26
Dermatology	31	29	23	3	2	0	0	0	1	2
Emergency Medicine	1,556	1,540	1,182	66	159	0	2	109	22	16
Emergency Med/Family Med	4	4	1	0	2	0	0	1	0	0
Family Medicine	2,608	2,384	1,169	85	270	1	20	439	400	224
Internal Medicine (Categorical)	4,999	4,947	2,722	107	292	9	18	460	1,339	52
Medicine-Dermatology	7	7	7	0	0	0	0	0	0	0
Medicine-Emerg Med	23	23	20	0	1	0	0	2	0	0
Medicine-Family Medicine	5	5	4	0	1	0	0	0	0	0
Medicine-Medical Genetics	0	0	0	0	0	0	0	0	0	0
Medicine-Neurology	2	1	1	0	0	0	0	0	0	1
Medicine-Pediatrics	359	355	299	4	21	1	0	15	15	4
Medicine-Preliminary (PGY-1 Only)	1,863	1,758	1,493	40	53	0	0	75	97	105
Medicine-Preventive Med	7	5	2	1	0	0	0	0	2	2
Medicine-Primary	259	243	156	3	13	1	0	18	52	16
Medicine-Psychiatry	26	24	18	0	0	0	0	1	5	2
Medical Genetics	2	2	2	0	0	0	0	0	0	0
Neurological Surgery	191	188	173	7	1	0	0	3	4	3
Neurology	228	228	113	4	20	0	0	20	71	0
Obstetrics-Gynecology	1,187	1,182	915	25	105	0	2	76	59	5
Orthopedic Surgery	656	653	598	37	3	0	0	3	12	3
Otolaryngology	280	279	259	13	1	1	0	1	4	1
Pathology	503	484	327	25	31	1	2	31	67	19
Pediatrics	2,428	2,383	1,711	33	200	2	4	147	286	45
Pediatrics-Emerg Med	7	7	5	1	0	0	0	1	0	0
Pediatrics-Medical Genetics	4	1	1	0	0	0	0	0	0	3
Pediatrics-P M & R	5	4	4	0	0	0	0	0	0	1
Pediatrics-Primary	65	65	30	1	1	0	1	13	19	0
Peds/Psych/Child Psych	17	16	15	1	0	0	0	0	0	1
Physical Medicine & Rehab	87	80	45	2	13	0	0	9	11	7
Plastic Surgery (Integrated)	69	69	61	5	0	0	0	0	3	0
Preventive Medicine	6	4	1	2	0	0	0	1	0	2
Psychiatry (Categorical)	1,091	1,075	670	32	109	0	1	129	134	16
Psychiatry-Family Medicine	13	11	10	0	1	0	0	0	0	2
Psychiatry-Neurology	5	4	2	0	0	0	0	2	0	1
Radiation Oncology	15	15	14	1	0	0	0	0	0	0
Radiology-Diagnostic	141	139	120	2	8	0	0	4	5	2
Surgery (Categorical)	1,077	1,075	895	53	20	2	1	51	53	2
Surgery-Preliminary (PGY-1 Only)	1,165	704	430	28	19	0	3	81	143	461
Thoracic Surgery	10	10	8	0	0	0	0	0	2	0
Transitional (PGY-1 Only)	980	945	832	14	22	0	2	33	42	35
Urology	9	9	9	0	0	0	0	0	0	0
Vascular Surgery	22	21	19	0	0	0	0	1	1	1
<b>Total PGY-1</b>	<b>22,809</b>	<b>21,749</b>	<b>14,992</b>	<b>609</b>	<b>1,444</b>	<b>18</b>	<b>56</b>	<b>1,749</b>	<b>2,881</b>	<b>1,060</b>
<b>PGY- 2 Positions</b>										
Anesthesiology	588	558	420	39	48	0	0	30	21	30
Dermatology	329	325	270	46	0	0	0	1	8	4
Emergency Medicine	19	19	6	3	4	0	0	6	0	0
Neurology	357	335	201	5	31	0	0	29	69	22
Nuclear Medicine	4	1	0	1	0	0	0	0	0	3
Physical Medicine & Rehab	280	271	130	12	82	0	1	36	10	9
Plastic Surgery	37	37	33	2	0	0	0	1	1	0
Preventive Medicine	2	0	0	0	0	0	0	0	0	2
Psychiatry	3	2	2	0	0	0	0	0	0	1
Psychiatry-Neurology	1	1	1	0	0	0	0	0	0	0
Radiation Oncology	142	135	123	4	5	0	0	1	2	7
Radiology-Diagnostic	949	945	799	63	30	0	0	23	30	4
<b>Total PGY-2</b>	<b>2,711</b>	<b>2,629</b>	<b>1,985</b>	<b>175</b>	<b>200</b>	<b>0</b>	<b>1</b>	<b>127</b>	<b>141</b>	<b>82</b>
<b>GRAND TOTAL</b>	<b>25,520</b>	<b>24,378</b>	<b>16,977</b>	<b>784</b>	<b>1,644</b>	<b>18</b>	<b>57</b>	<b>1,876</b>	<b>3,022</b>	<b>1,142</b>

---

## Tables 3 and 4

Table 3 shows the trends in the numbers of positions offered by specialty over the last five years. Although the increases were due in large part to the addition of Otolaryngology (2006), Neurology (2007), and Neurological Surgery (2009) to the Match, other specialties such as Anesthesiology and Emergency Medicine also have grown while converting from advanced (PGY-2) to categorical (PGY-1) programs.

The number of Family Medicine positions offered in 2010 (2,608) increased by 73 over the 2009 figure. Categorical Internal Medicine increased by 77 positions, and Emergency Medicine (PGY-1 and PGY-2) increased by 60 positions. Specialties that have increased or decreased by at least 10 percent—and at least 10 positions—between 2006 and 2010 are highlighted in the Table 3 arrows.

Many applicants in addition to U.S. senior medical students seek residency positions through the NRMP. Trend data for different applicant categories are shown in Table 4 and Figure 2. The arrows in Table 4 indicate increases in the numbers of active applicants that were greater than the overall increase of 14.3 percent between 2006 and 2010. An active applicant is one who submits and certifies a rank order list of programs.

As shown in Table 4, the total number of registrants rose by 584 (1.6%) in 2010, and the number of active applicants grew by 655 (2.2%). The number of active non-U.S. citizen IMGs decreased by 238 (3.2%), but the number of active U.S. citizen IMGs increased by 305 (9.0%). Students and graduates of osteopathic medical schools increased by 32 (1.6 %).

The number of active U.S. seniors rose by 432 in 2010, reflecting the opening of several new medical schools and class size expansions at established institutions. As in years past, U.S. seniors had the highest match rate; 93.3 percent (14,992) of those who submitted rank order lists were matched to first-year positions. Adding the 130 seniors who matched to PGY-2 positions but not to PGY-1 positions (not shown), 94.1 percent of U.S. seniors matched to at least one position.

Although the number of positions offered in 2010 increased by 335, the total number of active applicants grew by 655 to 30,543. Of that total, 21,749 were matched to PGY-1 positions, 409 more than last year. Because the increase in positions is not keeping pace with applicant growth, the match rate for all applicants continued to decline, from 75.1 percent in 2006 to 71.2 percent in 2010.

**Table 3** Positions Offered in the Matching Program, 2006 - 2010

Specialty	2010		2009		2008		2007		2006	
	No.	%	No.	%	No.	%	No.	%	No.	%
<b>PGY-1 Positions</b>										
▲ Anesthesiology	797	3.5	733	3.3	666	3.0	575	2.6	552	2.5
Dermatology	31	0.1	28	0.1	30	0.1	32	0.1	30	0.1
▲ Emergency Medicine	1,556	6.8	1,472	6.6	1,399	6.3	1,288	5.9	1,251	5.8
Emergency Med/Family Med	4	0.0	4	0.0	2	0.0	2	0.0	0	0.0
Family Medicine	2,608	11.4	2,535	11.3	2,636	11.9	2,603	11.9	2,711	12.5
Internal Medicine (Categorical)	4,999	21.9	4,922	21.9	4,858	21.8	4,798	22.0	4,735	21.9
Medicine-Dermatology	7	0.0	8	0.0	9	0.0	6	0.0	3	0.0
Medicine-Emerg Med	23	0.1	24	0.1	25	0.1	25	0.1	23	0.1
Medicine-Family Medicine	5	0.0	5	0.0	5	0.0	6	0.0	6	0.0
Medicine-Medical Genetics	0	0.0	2	0.0	3	0.0	0	0.0	1	0.0
Medicine-Neurology	2	0.0	3	0.0	2	0.0	3	0.0	2	0.0
Medicine-Pediatrics	359	1.6	354	1.6	362	1.6	378	1.7	376	1.7
Medicine-Preliminary (PGY-1 Only)	1,863	8.2	1,880	8.4	1,901	8.5	1,885	8.6	1,943	9.0
Medicine-Preventive Med	7	0.0	8	0.0	4	0.0	5	0.0	2	0.0
▼ Medicine-Primary	259	1.1	247	1.1	264	1.2	274	1.3	295	1.4
Medicine-Psychiatry	26	0.1	20	0.1	22	0.1	22	0.1	21	0.1
Medical Genetics	2	0.0	3	0.0	4	0.0	1	0.0	2	0.0
Neurological Surgery	191	0.8	191	0.9	19	0.1	17	0.1	18	0.1
Neurology	228	1.0	196	0.9	177	0.8	160	0.7	40	0.2
Nuclear Medicine	0	0.0	0	0.0	0	0.0	0	0.0	1	0.0
Obstetrics-Gynecology	1,187	5.2	1,185	5.3	1,163	5.2	1,155	5.3	1,154	5.3
Ophthalmology	0	0.0	0	0.0	3	0.0	3	0.0	3	0.0
Orthopedic Surgery	656	2.9	641	2.9	636	2.9	616	2.8	615	2.8
Otolaryngology	280	1.2	275	1.2	273	1.2	270	1.2	264	1.2
Pathology	503	2.2	522	2.3	508	2.3	513	2.3	525	2.4
Pediatrics	2,428	10.6	2,392	10.7	2,382	10.7	2,328	10.7	2,288	10.6
Pediatrics-Dermatology	0	0.0	0	0.0	2	0.0	2	0.0	1	0.0
Pediatrics-Emerg Med	7	0.0	7	0.0	7	0.0	5	0.0	6	0.0
Pediatrics-Medical Genetics	4	0.0	5	0.0	3	0.0	5	0.0	4	0.0
Pediatrics-P M & R	5	0.0	4	0.0	4	0.0	3	0.0	2	0.0
▼ Pediatrics-Primary	65	0.3	79	0.4	78	0.4	88	0.4	86	0.4
Peds/Psych/Child Psych	17	0.1	22	0.1	20	0.1	20	0.1	20	0.1
Physical Medicine & Rehab	87	0.4	82	0.4	83	0.4	78	0.4	82	0.4
Plastic Surgery	0	0.0	101	0.5	92	0.4	93	0.4	88	0.4
Plastic Surgery (Integrated)	69	0.3	0	0.0	0	0.0	0	0.0	0	0.0
Preventive Medicine	6	0.0	6	0.0	6	0.0	5	0.0	3	0.0
Psychiatry (Categorical)	1,091	4.8	1,063	4.7	1,069	4.8	1,057	4.8	1,037	4.8
Psychiatry-Family Medicine	13	0.1	11	0.0	11	0.0	12	0.1	10	0.0
Psychiatry-Neurology	5	0.0	3	0.0	4	0.0	3	0.0	0	0.0
Radiation Oncology	15	0.1	15	0.1	15	0.1	15	0.1	17	0.1
Radiology-Diagnostic	141	0.6	151	0.7	157	0.7	141	0.6	129	0.6
Surgery (Categorical)	1,077	4.7	1,065	4.7	1,069	4.8	1,057	4.8	1,047	4.8
Surgery-Preliminary (PGY-1 Only)	1,165	5.1	1,151	5.1	1,263	5.7	1,262	5.8	1,234	5.7
Thoracic Surgery	10	0.0	3	0.0	3	0.0	0	0.0	0	0.0
Transitional (PGY-1 Only)	980	4.3	981	4.4	979	4.4	1,017	4.7	1,017	4.7
Urology	9	0.0	9	0.0	13	0.1	13	0.1	15	0.1
Vascular Surgery	22	0.1	19	0.1	9	0.0	4	0.0	0	0.0
<b>TOTAL - PGY1</b>	<b>22,809</b>	<b>100</b>	<b>22,427</b>	<b>100</b>	<b>22,240</b>	<b>100</b>	<b>21,845</b>	<b>100</b>	<b>21,659</b>	<b>100</b>
<b>PGY-2 Positions</b>										
▼ Anesthesiology	588	21.7	641	23.2	698	24.7	763	26.9	759	31.3
▲ Dermatology	329	12.1	310	11.2	297	10.5	288	10.1	276	11.4
▼ Emergency Medicine	19	0.7	43	1.6	76	2.7	97	3.4	115	4.7
Neurology	357	13.2	385	14.0	398	14.1	379	13.3	0	0.0
Nuclear Medicine	4	0.1	0	0.0	4	0.1	4	0.1	4	0.2
Pediatrics-Medical Genetics	0	0.0	0	0.0	0	0.0	1	0.0	0	0.0
Physical Medicine & Rehab	280	10.3	288	10.4	287	10.2	274	9.6	270	11.1
Plastic Surgery	37	1.4	0	0.0	0	0.0	1	0.0	1	0.0
Preventive Medicine	2	0.1	3	0.1	2	0.1	2	0.1	3	0.1
Psychiatry	3	0.1	3	0.1	4	0.1	2	0.1	5	0.2
Psychiatry-Neurology	1	0.0	0	0.0	0	0.0	0	0.0	0	0.0
▲ Radiation Oncology	142	5.2	141	5.1	129	4.6	127	4.5	111	4.6
Radiology-Diagnostic	949	35.0	944	34.2	928	32.8	902	31.8	882	36.4
Urology	0	0.0	0	0.0	3	0.1	0	0.0	0	0.0
<b>TOTAL - PGY2</b>	<b>2,711</b>	<b>100</b>	<b>2,758</b>	<b>100</b>	<b>2,826</b>	<b>100</b>	<b>2,840</b>	<b>100</b>	<b>2,426</b>	<b>100</b>
<b>GRAND TOTAL</b>	<b>25,520</b>		<b>25,185</b>		<b>25,066</b>		<b>24,685</b>		<b>24,085</b>	

▲▼ Denotes increase/decrease in number of positions offered of more than 10 percent and 10 positions between 2006 and 2010. Neurology joined the Match in 2007 and Neurological Surgery joined in 2009. ACGME created a new PGY-1 Plastic Surgery (Integrated) specialty in 2009. Combined/coordinated Plastic Surgery programs (which are not integrated) now appear under PGY-2 positions. Many Anesthesiology and Emergency Medicine programs have converted their positions from Advanced (PGY-2) to Categorical (PGY-1) over the period, affecting the trends in those specialties.

**Figure 2** Number of Active Applicants and Percent Matched, 2006 - 2010



\*Foreign-trained physicians includes both U.S. citizen and non-U.S. citizen graduates of international medical schools.

**Table 4 Applicants in the Matching Program, 2006 - 2010**

Applicant	2010		2009		2008		2007		2006	
	No.	%	No.	%	No.	%	No.	%	No.	%
<b>Seniors of U.S. Allopathic Medical Schools</b>										
Active Applicants	16,070	100	15,638	100	15,242	100	15,206	100	15,008	100
Matched PGY-1	14,992	93.3	14,566	93.1	14,359	94.2	14,201	93.4	14,059	93.7
Unmatched PGY-1	1,078	6.7	1,072	6.9	883	5.8	1,005	6.6	949	6.3
Withdrew	295	1.8	303	1.9	349	2.2	362	2.3	408	2.6
No Rank List	62	0.4	67	0.4	101	0.6	99	0.6	86	0.6
<b>Total</b>	<b>16,427</b>	<b>100</b>	<b>16,008</b>	<b>100</b>	<b>15,692</b>	<b>100</b>	<b>15,667</b>	<b>100</b>	<b>15,502</b>	<b>100</b>
<b>Previous Graduates of U.S. Allopathic Medical Schools</b>										
Active Applicants	1,356	100	1,222	100	1,184	100	1,265	100	1,201	100
Matched PGY-1	609	44.9	545	44.6	521	44.0	574	45.4	543	45.2
Unmatched PGY-1	747	55.1	677	55.4	663	56.0	691	54.6	658	54.8
Withdrew	183	10.3	169	10.3	165	10.1	140	8.2	153	9.4
No Rank List	235	13.2	253	15.4	280	17.2	303	17.7	271	16.7
<b>Total</b>	<b>1,774</b>	<b>100</b>	<b>1,644</b>	<b>100</b>	<b>1,629</b>	<b>100</b>	<b>1,708</b>	<b>100</b>	<b>1,625</b>	<b>100</b>
<b>Students/Graduates of Osteopathic Medical Schools</b>										
▲ Active Applicants	2,045	100	2,013	100	1,870	100	1,652	100	1,509	100
Matched PGY-1	1,444	70.6	1,408	69.9	1,339	71.6	1,136	68.8	1,024	67.9
Unmatched PGY-1	601	29.4	605	30.1	531	28.4	516	31.2	485	32.1
Withdrew	767	25.9	708	24.6	697	25.7	606	25.3	583	26.2
No Rank List	153	5.2	154	5.4	144	5.3	140	5.8	130	5.9
<b>Total</b>	<b>2,965</b>	<b>100</b>	<b>2,875</b>	<b>100</b>	<b>2,711</b>	<b>100</b>	<b>2,398</b>	<b>100</b>	<b>2,222</b>	<b>100</b>
<b>Students/Graduates of Canadian Medical Schools</b>										
Active Applicants	24	100	35	100	37	100	62	100	69	100
Matched PGY-1	18	75.0	25	71.4	23	62.2	40	64.5	42	60.9
Unmatched PGY-1	6	25.0	10	28.6	14	37.8	22	35.5	27	39.1
Withdrew	20	36.4	15	26.8	19	28.8	12	13.3	40	33.6
No Rank List	11	20.0	6	10.7	10	15.2	16	17.8	10	8.4
<b>Total</b>	<b>55</b>	<b>100</b>	<b>56</b>	<b>100</b>	<b>66</b>	<b>100</b>	<b>90</b>	<b>100</b>	<b>119</b>	<b>100</b>
<b>Students/Graduates of Fifth Pathway Programs</b>										
▲ Active Applicants	107	100	106	100	100	100	73	100	51	100
Matched PGY-1	56	52.3	65	61.3	49	49.0	36	49.3	22	43.1
Unmatched PGY-1	51	47.7	41	38.7	51	51.0	37	50.7	29	56.9
Withdrew	35	22.4	75	38.5	42	26.3	63	42.9	70	51.1
No Rank List	14	9.0	14	7.2	18	11.3	11	7.5	16	11.7
<b>Total</b>	<b>156</b>	<b>100</b>	<b>195</b>	<b>100</b>	<b>160</b>	<b>100</b>	<b>147</b>	<b>100</b>	<b>137</b>	<b>100</b>
<b>U.S. Citizen Students/Graduates of International Medical Schools</b>										
▲ Active Applicants	3,695	100	3,390	100	2,969	100	2,694	100	2,435	100
Matched PGY-1	1,749	47.3	1,619	47.8	1,541	51.9	1,347	50.0	1,231	50.6
Unmatched PGY-1	1,946	52.7	1,771	52.2	1,428	48.1	1,347	50.0	1,204	49.4
Withdrew	964	17.5	847	17.2	929	20.4	928	21.8	980	24.9
No Rank List	849	15.4	690	14.0	659	14.5	633	14.9	527	13.4
<b>Total</b>	<b>5,508</b>	<b>100</b>	<b>4,927</b>	<b>100</b>	<b>4,557</b>	<b>100</b>	<b>4,255</b>	<b>100</b>	<b>3,942</b>	<b>100</b>
<b>Non-U.S. Citizen Students/Graduates of International Medical Schools</b>										
Active Applicants	7,246	100	7,484	100	7,335	100	6,992	100	6,442	100
Matched PGY-1	2,881	39.8	3,112	41.6	3,108	42.4	3,180	45.5	3,151	48.9
Unmatched PGY-1	4,365	60.2	4,372	58.4	4,227	57.6	3,812	54.5	3,291	51.1
Withdrew	1,766	16.5	2,144	19.0	2,135	19.2	2,228	20.8	2,115	21.2
No Rank List	1,659	15.5	1,639	14.5	1,671	15.0	1,490	13.9	1,430	14.3
<b>Total</b>	<b>10,671</b>	<b>100</b>	<b>11,267</b>	<b>100</b>	<b>11,141</b>	<b>100</b>	<b>10,710</b>	<b>100</b>	<b>9,987</b>	<b>100</b>
<b>All Applicants</b>										
Active Applicants	30,543	100	29,888	100	28,737	100	27,944	100	26,715	100
Matched PGY-1	21,749	71.2	21,340	71.4	20,940	72.9	20,514	73.4	20,072	75.1
Unmatched PGY-1	8,794	28.8	8,548	28.6	7,797	27.1	7,430	26.6	6,643	24.9
Withdrew	4,030	10.7	4,261	11.5	4,336	12.1	4,339	12.4	4,349	13.0
No Rank List	2,983	7.9	2,823	7.6	2,883	8.0	2,692	7.7	2,470	7.4
<b>Total</b>	<b>37,556</b>	<b>100</b>	<b>36,972</b>	<b>100</b>	<b>35,956</b>	<b>100</b>	<b>34,975</b>	<b>100</b>	<b>33,534</b>	<b>100</b>

▲ Denotes that the percentage increase in active applicants for this group was greater than the overall increase of 14.3% for all active applicants between 2006 and 2010.

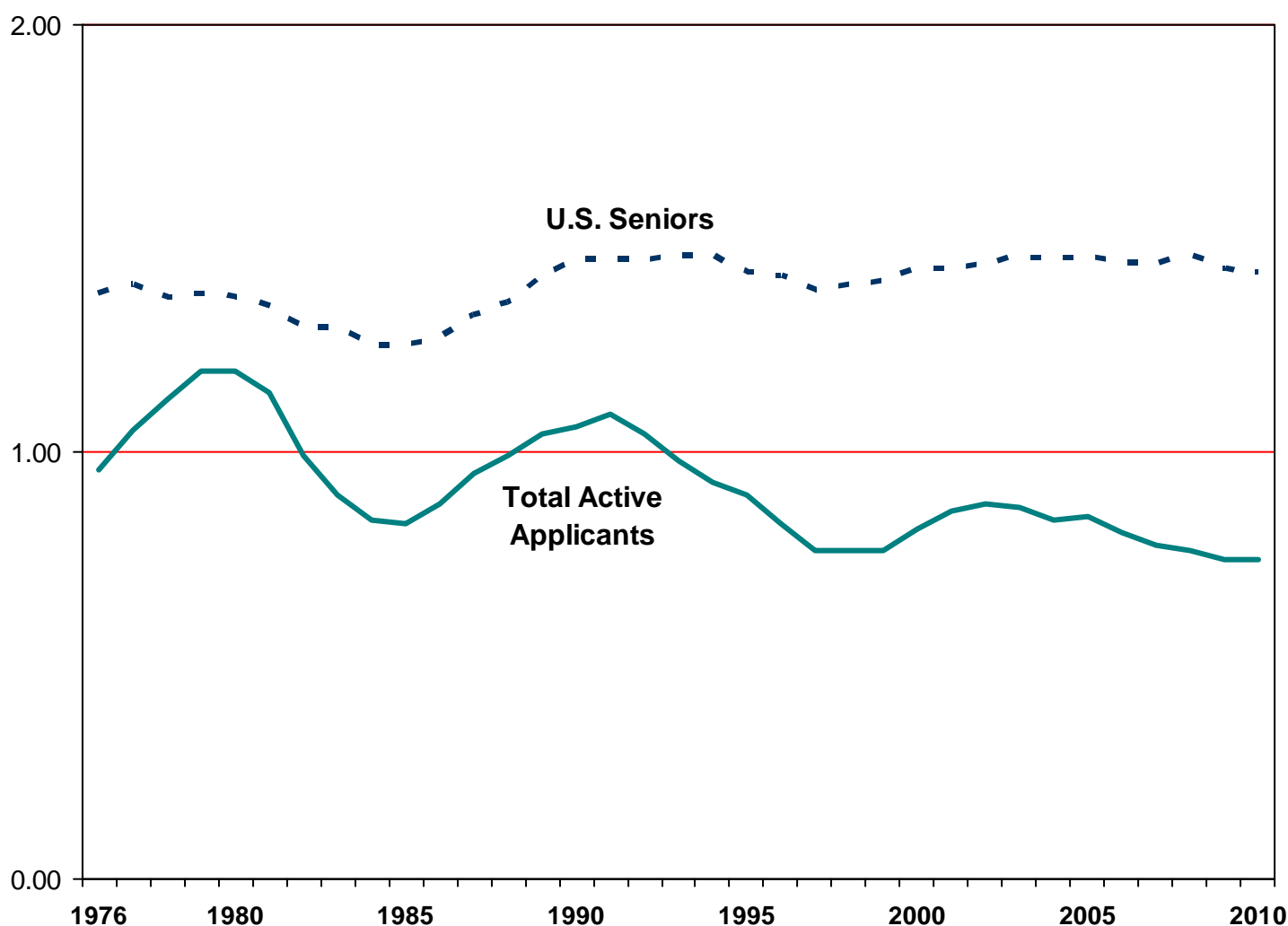
**Note:** Match rates are based on all active applicants regardless of their ranking behavior. Therefore, applicants who matched to PGY-1 positions are counted as matched even if they ranked and did not match to a PGY-2 position. Applicants who ranked only PGY-2 programs are counted as unmatched in this table because they did not match to a PGY-1 position.

## Table 5

Table 5 shows the ratios of PGY-1 positions to active applicants from 1976 through 2010. The same data are shown graphically in Figure 3. The red line in Figure 3 represents the point at which there are equal numbers of applicants and positions; above the red line represents more positions than applicants, below the line more applicants than positions. Active applicants are defined as those who submitted and certified rank order lists.

- In 2010, the ratio of PGY-1 positions per active U.S. senior remained consistent with the previous eight years. Historically, the ratio declined from 2.0 to 1 in 1972 (not shown) to a low of 1.25 to 1 in 1984 and 1985.
- The ratio of PGY-1 positions to total applicants (rather than only U.S. seniors) is quite different and has declined over the past four years from 0.81 to 1 in 2006 to 0.75 to 1 in 2009 and 2010, reflecting the fact that applicant growth has outpaced position growth.

**Figure 3** Positions per All Active and Active U.S. Senior Applicant, 1976 - 2010



**Table 5** Number of PGY-1 Positions per Active Applicant, 1976 - 2010

Year	Number of Positions	Active U.S. Seniors	Positions Per U.S. Senior	Active Total	Positions Per Active Applicant
1976	16,112	11,735	1.37	16,728	0.96
1977	16,574	11,898	1.39	15,854	1.05
1978	17,219	12,666	1.36	15,354	1.12
1979	17,824	13,036	1.37	14,985	1.19
1980	18,055	13,322	1.36	15,129	1.19
1981	18,331	13,705	1.34	16,104	1.14
1982	18,300	14,144	1.29	18,410	0.99
1983	17,952	13,969	1.29	20,044	0.90
1984	18,457	14,741	1.25	22,052	0.84
1985	18,535	14,849	1.25	22,386	0.83
1986	18,770	14,737	1.27	21,357	0.88
1987	19,047	14,466	1.32	20,054	0.95
1988	19,513	14,499	1.35	19,808	0.99
1989	19,955	14,117	1.41	19,207	1.04
1990	20,101	13,908	1.45	19,004	1.06
1991	20,192	13,943	1.45	18,450	1.09
1992	20,394	14,030	1.45	19,519	1.04
1993	20,598	14,094	1.46	20,916	0.98
1994	20,772	14,207	1.46	22,352	0.93
1995	20,751	14,621	1.42	22,936	0.90
1996	20,563	14,539	1.41	24,718	0.83
1997	20,209	14,614	1.38	26,323	0.77
1998	20,299	14,610	1.39	26,360	0.77
1999	20,453	14,607	1.40	26,462	0.77
2000	20,598	14,358	1.43	25,056	0.82
2001	20,642	14,455	1.43	23,981	0.86
2002	20,602	14,336	1.44	23,459	0.88
2003	20,908	14,332	1.46	23,965	0.87
2004	21,192	14,609	1.45	25,246	0.84
2005	21,454	14,719	1.46	25,348	0.85
2006	21,659	15,008	1.44	26,715	0.81
2007	21,845	15,206	1.44	27,944	0.78
2008	22,240	15,242	1.46	28,737	0.77
2009	22,427	15,638	1.43	29,888	0.75
2010	22,809	16,070	1.42	30,543	0.75

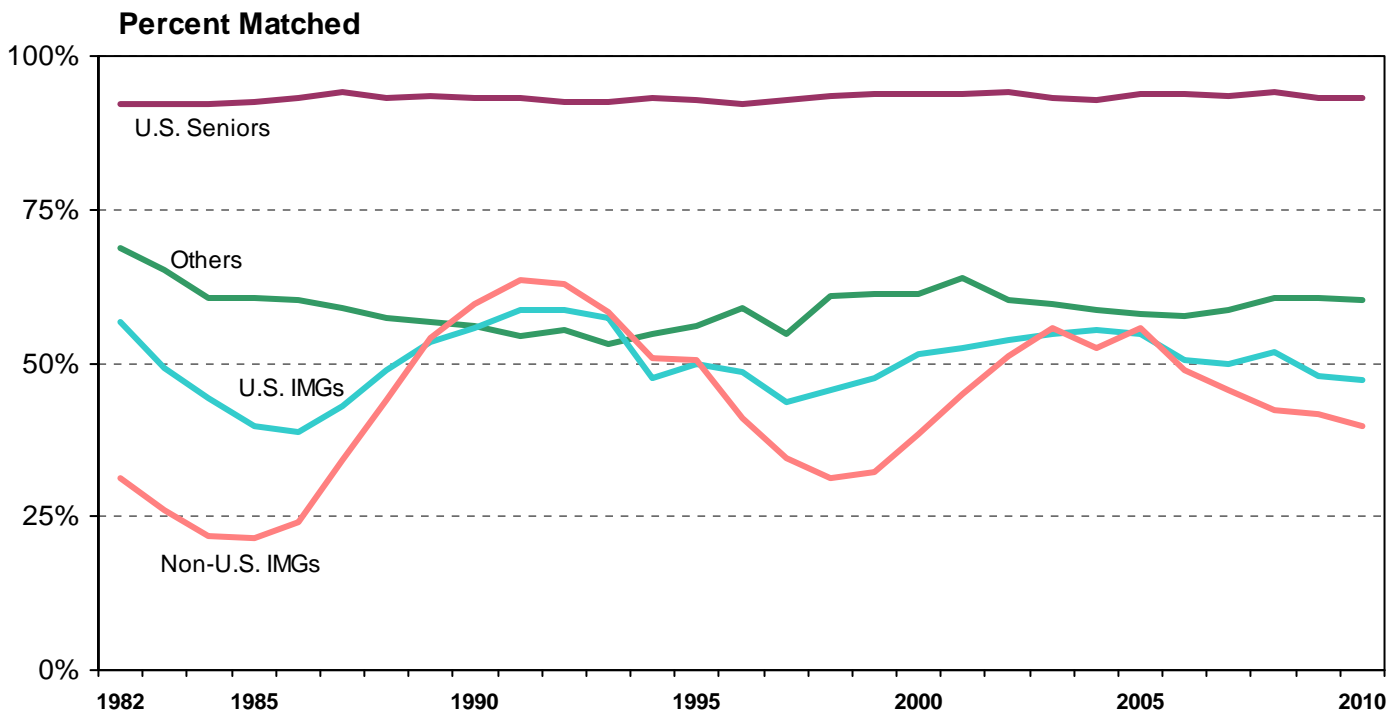
**Note:** Applicants who withdrew or did not rank programs are excluded.

## Table 6

Table 6 displays the match rates to PGY-1 positions for U.S. allopathic seniors, U.S. citizens trained in international medical schools (U.S. IMGs), non-U.S. citizens trained in international medical schools (Non-U.S. IMGs), and other applicants (Canadian medical school students/graduates, osteopathic medical school students/graduates, Fifth Pathway applicants, and U.S. physicians who are prior-year graduates of U.S. allopathic medical schools). The data are shown graphically in Figure 4. Match rate is defined in Table 6 and Figure 4 as the percentage of active participants who matched to PGY-1 positions.

- 93.3 percent of U.S. allopathic seniors were matched in 2010, a slight increase over the 2009 figure of 93.1 percent.
- 47.3 percent of U.S. citizens trained in international medical schools were matched, down from the 2009 figure of 47.8 percent.
- The match rate for non-U.S. citizens trained in international medical schools continued to decline, from 48.9 percent in 2006 to 39.8 percent in 2010.

**Figure 4** PGY-1 Match Rates by Applicant Type, 1982 - 2010



**Table 6** PGY-1 Match Rates, 1982 - 2010

Year	Number of Positions	Total Active Applicants	Percent Matched				All Applicants
			U.S. Seniors	U.S. IMGs	Non-U.S. IMGs	Others	
1982	18,300	18,410	92.1	56.8	31.4	68.6	81.2
1983	17,952	20,044	92.2	49.3	26.2	65.2	75.9
1984	18,457	22,052	92.2	44.4	21.9	60.5	73.1
1985	18,535	22,386	92.6	39.7	21.6	60.7	72.8
1986	18,770	21,357	93.3	38.6	24.0	60.3	75.6
1987	19,047	20,054	94.0	43.0	34.2	58.9	79.8
1988	19,513	19,808	93.1	49.0	44.1	57.3	81.4
1989	19,955	19,207	93.6	53.3	54.2	56.7	83.4
1990	20,101	19,004	93.3	55.6	59.7	56.0	83.7
1991	20,192	18,450	93.1	58.6	63.4	54.5	84.9
1992	20,394	19,519	92.4	58.7	63.0	55.5	83.3
1993	20,598	20,916	92.4	57.2	58.4	53.0	92.1
1994	20,772	22,352	93.0	47.5	50.9	54.7	77.9
1995	20,751	22,936	92.7	49.8	50.5	56.1	77.9
1996	20,563	24,718	92.1	48.5	40.9	59.0	72.8
1997	20,209	26,323	92.7	43.5	34.5	54.8	69.0
1998	20,299	26,360	93.5	45.5	31.4	60.8	69.0
1999	20,453	26,462	93.8	47.5	32.2	61.3	69.5
2000	20,598	25,056	93.9	51.4	38.5	61.3	73.4
2001	20,642	23,981	93.7	52.4	44.8	64.0	76.5
2002	20,602	23,459	94.1	53.8	51.3	60.3	78.6
2003	20,908	23,965	93.2	54.6	55.7	59.5	78.5
2004	21,192	25,246	92.9	55.4	52.4	58.7	76.8
2005	21,454	25,348	93.7	54.7	55.6	58.0	78.0
2006	21,659	26,715	93.7	50.6	48.9	57.6	75.1
2007	21,845	27,944	93.4	50.0	45.5	58.5	73.4
2008	22,240	28,737	94.2	51.9	42.4	60.5	72.9
2009	22,427	29,888	93.1	47.8	41.6	60.5	71.4
2010	22,809	30,543	93.3	47.3	39.8	60.2	71.2

## Tables 7 and 8

Table 7 displays the numbers of positions offered by specialty, as well as the numbers filled by U.S. seniors and by an aggregate of all other applicants. The data in Table 7 are shown graphically in Figure 5 for specialties that offered at least 100 positions. Table 8 displays the same information in percentages.

- In 2010, 24,378 matches were made to PGY-1 and PGY-2 positions, an increase of 339 over 2009.
- The position fill rate for all programs also rose in 2010, and at 95.5 percent was the highest ever.
- Emergency Medicine placed a total of 1,575 PGY-1 and PGY-2 positions in the Match this year, 60 more than in 2009 and 209 more than in 2006.
- Family Medicine put 73 more positions in the Match this year, filled 73 more positions, and matched 98 more U.S. seniors.
- Internal Medicine (categorical) placed 77 more positions in the 2010 Match, filled 94 more positions than in 2009, and matched 90 more U.S. seniors.

Other specialties of note are:

- Specialties and specialty tracks with at least 10 positions in the Match and 100 percent fill rates:

Internal Medicine-Emergency Medicine: PGY-1  
Neurology: PGY-1  
Pediatrics-Primary: PGY-1  
Radiation Oncology: PGY-1  
Plastic Surgery (Integrated): PGY-1  
Thoracic Surgery: PGY-1  
Emergency Medicine: PGY-2  
Plastic Surgery: PGY-2

- Specialties with at least 10 positions in the Match and more than 90 percent filled by U.S. seniors:

Neurological Surgery: PGY-1  
Orthopedic Surgery: PGY-1  
Otolaryngology: PGY-1  
Radiation Oncology: PGY-1

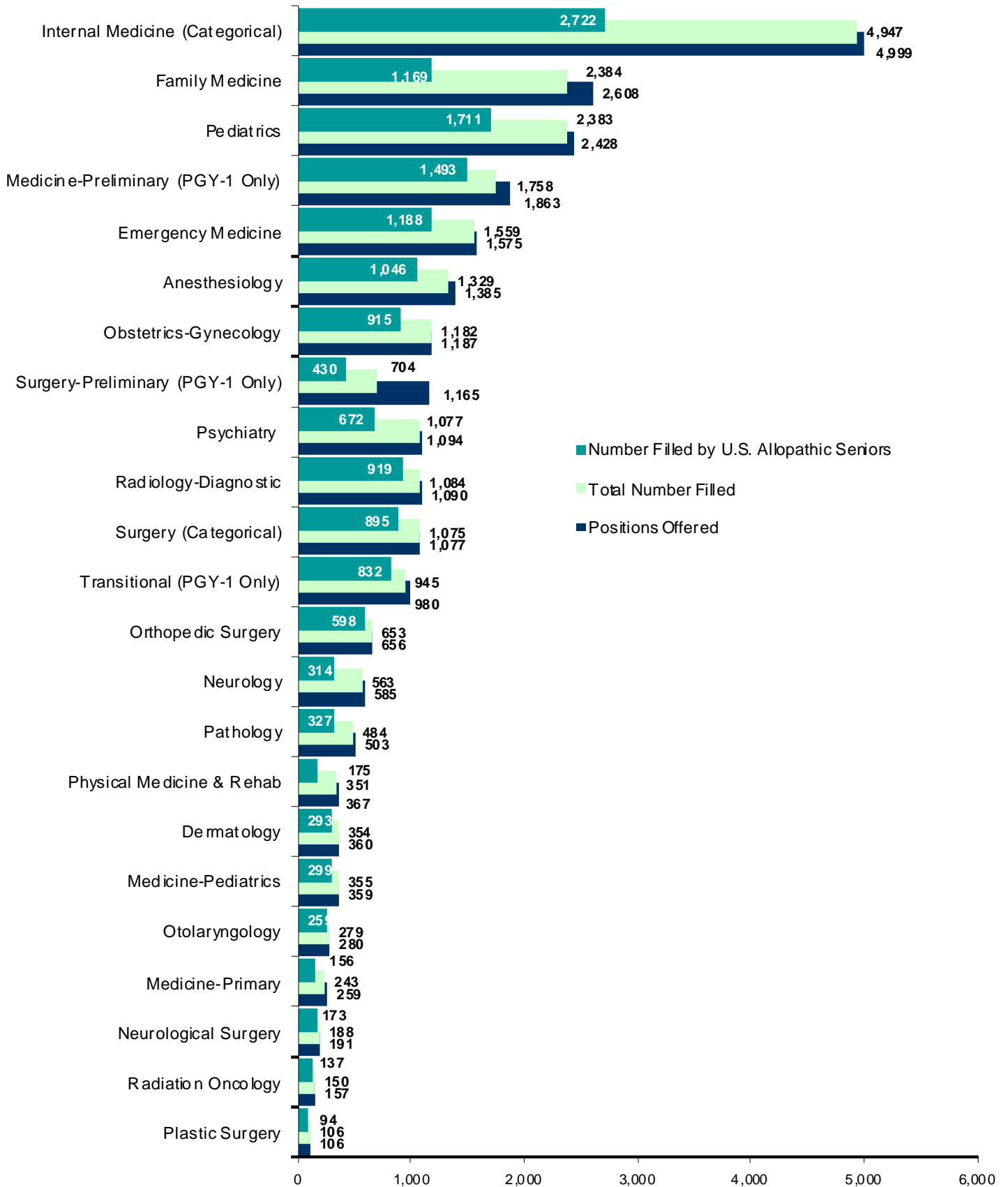
**Table 7**

**Positions Offered and Number Filled by U.S. Seniors and All Applicants, 2006 - 2010**

Specialty	2010			2009			2008			2007			2006		
	Offered	Filled #U.S.	#Tot	Offered	Filled #U.S.	#Tot	Offered	Filled #U.S.	#Tot	Offered	Filled #U.S.	#Tot	Offered	Filled #U.S.	#Tot
<b>PGY-1 Positions</b>															
▲ Anesthesiology	797	626	771	733	612	723	666	524	649	575	448	561	552	451	539
Dermatology	31	23	29	28	27	28	30	26	30	32	25	32	30	28	30
▲ Emergency Medicine	1,556	1,182	1,540	1,472	1,146	1,459	1,399	1,083	1,370	1,288	1,027	1,282	1,251	944	1,218
Emergency Med/Family Med	4	1	4	4	3	4	2	1	2	2	0	0	0	0	0
Family Medicine	2,608	1,169	2,384	2,535	1,071	2,311	2,636	1,156	2,387	2,603	1,096	2,299	2,711	1,123	2,307
Internal Medicine (Categorical)	4,999	2,722	4,947	4,922	2,632	4,853	4,858	2,660	4,751	4,798	2,680	4,720	4,735	2,668	4,636
Medicine-Dermatology	7	7	7	8	7	8	9	9	9	6	5	5	3	2	2
Medicine-Emerg Med	23	20	23	24	19	24	25	15	23	25	21	23	23	17	22
Medicine-Family Medicine	5	4	5	5	3	4	5	5	5	6	5	6	6	1	3
Medicine-Medical Genetics	0	0	0	2	2	2	3	1	3	0	0	0	1	1	1
Medicine-Neurology	2	1	1	3	2	2	2	1	2	3	2	2	2	1	2
Medicine-Pediatrics	359	299	355	354	241	339	362	248	326	378	275	345	376	294	344
Medicine-Preliminary (PGY-1 Only)	1,863	1,493	1,758	1,880	1,504	1,791	1,901	1,471	1,774	1,885	1,491	1,749	1,943	1,469	1,749
Medicine-Preventive Med	7	2	5	8	1	5	4	2	4	5	0	4	2	1	2
Medicine-Primary	259	156	243	247	155	236	264	166	254	274	167	264	295	165	284
▲ Medicine-Psychiatry	26	18	24	20	8	17	22	12	18	22	10	16	21	8	15
Medical Genetics	2	2	2	3	1	1	4	1	1	1	1	1	2	1	1
Neurological Surgery	191	173	188	191	172	191	19	14	16	17	11	15	18	15	16
Neurology	228	113	228	196	123	195	177	105	165	160	83	156	40	21	34
Nuclear Medicine	0	0	0	0	0	0	0	0	0	0	0	0	1	0	0
Obstetrics-Gynecology	1,187	915	1,182	1,185	879	1,179	1,163	838	1,151	1,155	837	1,149	1,154	835	1,130
Ophthalmology	0	0	0	0	0	0	3	1	1	3	0	0	3	0	0
Orthopedic Surgery	656	598	653	641	587	640	636	592	635	616	578	614	615	551	599
Otolaryngology	280	259	279	275	263	273	273	253	269	270	251	268	264	243	259
Pathology	503	327	484	522	321	492	508	298	467	513	296	466	525	315	480
Pediatrics	2,428	1,711	2,383	2,392	1,682	2,326	2,382	1,610	2,295	2,328	1,694	2,265	2,288	1,668	2,209
Pediatrics-Dermatology	0	0	0	0	0	0	2	1	1	2	2	2	1	0	0
Pediatrics-Emerg Med	7	5	7	7	4	7	7	6	7	5	5	5	6	6	6
Pediatrics-Medical Genetics	4	1	1	5	2	3	3	1	1	5	3	3	4	0	0
Pediatrics-P M & R	5	4	4	4	4	4	4	2	2	3	3	3	2	1	2
▼ Pediatrics-Primary	65	30	65	79	46	79	78	43	78	88	53	86	86	57	86
Peds/Psych/Child Psych	17	15	16	22	18	21	20	16	19	20	15	19	20	18	20
Physical Medicine & Rehab	87	45	80	82	41	78	83	52	80	78	45	74	82	47	76
Plastic Surgery	0	0	0	101	87	99	92	86	92	93	88	93	88	84	88
Plastic Surgery (Integrated)	69	61	69	0	0	0	0	0	0	0	0	0	0	0	0
Preventive Medicine	6	1	4	6	2	6	6	0	5	5	0	4	3	0	3
Psychiatry (Categorical)	1,091	670	1,075	1,063	656	1,052	1,069	595	1,013	1,057	633	1,000	1,037	643	983
Psychiatry-Family Medicine	13	10	11	11	6	10	11	10	10	12	6	8	10	8	8
Psychiatry-Neurology	5	2	4	3	2	3	4	2	2	3	0	0	0	0	0
Radiation Oncology	15	14	15	15	15	15	15	13	15	15	15	15	17	17	17
▲ Radiology-Diagnostic	141	120	139	151	132	148	157	135	154	141	125	141	129	105	123
Surgery (Categorical)	1,077	895	1,075	1,065	824	1,060	1,069	888	1,067	1,057	826	1,055	1,047	872	1,046
▼ Surgery-Preliminary (PGY-1 Only)	1,165	430	704	1,151	401	678	1,263	523	808	1,262	481	781	1,234	480	748
Thoracic Surgery	10	8	10	3	3	3	3	3	3	0	0	0	0	0	0
Transitional (PGY-1 Only)	980	832	945	981	840	943	979	874	957	1,017	882	966	1,017	888	972
Urology	9	9	9	9	7	9	13	10	10	13	12	13	15	11	12
Vascular Surgery	22	19	21	19	15	19	9	7	9	4	4	4	0	0	0
<b>TOTAL - PGY-1</b>	<b>22,809</b>	<b>14,992</b>	<b>21,749</b>	<b>22,427</b>	<b>14,566</b>	<b>21,340</b>	<b>22,240</b>	<b>14,359</b>	<b>20,940</b>	<b>21,845</b>	<b>14,201</b>	<b>20,514</b>	<b>21,659</b>	<b>14,059</b>	<b>20,072</b>
<b>PGY-2 Positions</b>															
▼ Anesthesiology	588	420	558	641	498	625	698	546	679	763	570	725	759	589	748
▲ Dermatology	329	270	325	310	262	309	297	230	297	288	226	287	276	216	270
▼ Emergency Medicine	19	6	19	43	25	43	76	45	75	97	77	96	115	93	115
Neurology	357	201	335	385	192	375	398	226	371	379	219	364	0	0	0
Nuclear Medicine	4	0	1	0	0	0	4	0	4	4	1	3	4	0	1
Pediatrics-Medical Genetics	0	0	0	0	0	0	0	0	0	1	0	0	0	0	0
Physical Medicine & Rehab	280	130	271	288	129	279	287	134	275	274	137	257	270	122	256
▲ Plastic Surgery	37	33	37	0	0	0	0	0	0	1	1	1	1	1	1
Preventive Medicine	2	0	0	3	0	0	2	0	1	2	0	0	3	0	0
Psychiatry	3	2	2	3	2	2	4	2	2	2	2	2	5	3	3
Psychiatry-Neurology	1	1	1	0	0	0	0	0	0	0	0	0	0	0	0
▲ Radiation Oncology	142	123	135	141	121	129	129	112	121	127	109	119	111	100	109
▲ Radiology-Diagnostic	949	799	945	944	816	937	928	758	909	902	719	885	882	708	852
Urology	0	0	0	0	0	0	3	0	0	0	0	0	0	0	0
<b>TOTAL - PGY-2</b>	<b>2,711</b>	<b>1,985</b>	<b>2,629</b>	<b>2,758</b>	<b>2,045</b>	<b>2,699</b>	<b>2,826</b>	<b>2,053</b>	<b>2,734</b>	<b>2,840</b>	<b>2,061</b>	<b>2,739</b>	<b>2,426</b>	<b>1,832</b>	<b>2,355</b>
<b>GRAND TOTAL</b>	<b>25,520</b>	<b>16,977</b>	<b>24,378</b>	<b>25,185</b>	<b>16,611</b>	<b>24,039</b>	<b>25,066</b>	<b>16,412</b>	<b>23,674</b>	<b>24,685</b>	<b>16,262</b>	<b>23,253</b>	<b>24,085</b>	<b>15,891</b>	<b>22,427</b>

▲ Denotes increase/decrease in number of positions filled by U.S. allopathic seniors of more than 10 percent and 10 positions between 2006 and 2010. Neurology joined the Match in 2007 and Neurological Surgery joined in 2009. ACGME created a new PGY-1 Plastic Surgery (Integrated) specialty in 2009. Combined/coordinated Plastic Surgery programs (which are not integrated) now appear under PGY-2 positions. Many Anesthesiology and Emergency Medicine programs have converted their positions from Advanced (PGY-2) to Categorical (PGY-1) over the period, affecting the trends in these specialties. Ophthalmology and Urology participate in other matching services.

**Figure 5** Number of Positions Offered and Filled for Selected Specialties,\* 2010



\*Specialties offering at least 100 positions. Data for specialties offering both PGY-1 and PGY-2 positions have been combined in this figure.

**Table 8** Positions Offered and Percent Filled by U.S. Seniors and All Applicants, 2006 - 2010

Specialty	2010			2009			2008			2007			2006		
	Offered	Filled %U.S.	%Tot	Offered	Filled %U.S.	%Tot	Offered	Filled %U.S.	%Tot	Offered	Filled %U.S.	%Tot	Offered	Filled %U.S.	%Tot
<b>PGY-1 Positions</b>															
Anesthesiology	797	78.5	96.7	733	83.5	98.6	666	78.7	97.4	575	77.9	97.6	552	81.7	97.6
Dermatology	31	74.2	93.5	28	96.4	100.0	30	86.7	100.0	32	78.1	100.0	30	93.3	100.0
Emergency Medicine	1,556	76.0	99.0	1,472	77.9	99.1	1,399	77.4	97.9	1,288	79.7	99.5	1,251	75.5	97.4
Emergency Med/Family Med	4	25.0	100.0	4	75.0	100.0	2	50.0	100.0	2	0.0	0.0	0	0.0	0.0
Family Medicine	2,608	44.8	91.4	2,535	42.2	91.2	2,636	43.9	90.6	2,603	42.1	88.3	2,711	41.4	85.1
Internal Medicine (Categorical)	4,999	54.5	99.0	4,922	53.5	98.6	4,858	54.8	97.8	4,798	55.9	98.4	4,735	56.3	97.9
Medicine-Dermatology	7	100.0	100.0	8	87.5	100.0	9	100.0	100.0	6	83.3	83.3	3	66.7	66.7
Medicine-Emerg Med	23	87.0	100.0	24	79.2	100.0	25	60.0	92.0	25	84.0	92.0	23	73.9	95.7
Medicine-Family Medicine	5	80.0	100.0	5	60.0	80.0	5	100.0	100.0	6	83.3	100.0	6	16.7	50.0
Medicine-Medical Genetics	0	0.0	0.0	2	100.0	100.0	3	33.3	100.0	0	0.0	0.0	1	100.0	100.0
Medicine-Neurology	2	50.0	50.0	3	66.7	66.7	2	50.0	100.0	3	66.7	66.7	2	50.0	100.0
Medicine-Pediatrics	359	83.3	98.9	354	68.1	95.8	362	68.5	90.1	378	72.8	91.3	376	78.2	91.5
Medicine-Preliminary (PGY-1 Only)	1,863	80.1	94.4	1,880	80.0	95.3	1,901	77.4	93.3	1,885	79.1	92.8	1,943	75.6	90.0
Medicine-Preventive Med	7	28.6	71.4	8	12.5	62.5	4	50.0	100.0	5	0.0	80.0	2	50.0	100.0
Medicine-Primary	259	60.2	93.8	247	62.8	95.5	264	62.9	96.2	274	60.9	96.4	295	55.9	96.3
Medicine-Psychiatry	26	69.2	92.3	20	40.0	85.0	22	54.5	81.8	22	45.5	72.7	21	38.1	71.4
Medical Genetics	2	100.0	100.0	3	33.3	33.3	4	25.0	25.0	1	100.0	100.0	2	50.0	50.0
Neurological Surgery	191	90.6	98.4	191	90.1	100.0	19	73.7	84.2	17	64.7	88.2	18	83.3	88.9
Neurology	228	49.6	100.0	196	62.8	99.5	177	59.3	93.2	160	51.9	97.5	40	52.5	85.0
Nuclear Medicine	0	0.0	0.0	0	0.0	0.0	0	0.0	0.0	0	0.0	0.0	1	0.0	0.0
Obstetrics-Gynecology	1,187	77.1	99.6	1,185	74.2	99.5	1,163	72.1	99.0	1,155	72.5	99.5	1,154	72.4	97.9
Ophthalmology	0	0.0	0.0	0	0.0	0.0	3	33.3	33.3	3	0.0	0.0	3	0.0	0.0
Orthopedic Surgery	656	91.2	99.5	641	91.6	99.8	636	93.1	99.8	616	93.8	99.7	615	89.6	97.4
Otolaryngology	280	92.5	99.6	275	95.6	99.3	273	92.7	98.5	270	93.0	99.3	264	92.0	98.1
Pathology	503	65.0	96.2	522	61.5	94.3	508	58.7	91.9	513	57.7	90.8	525	60.0	91.4
Pediatrics	2,428	70.5	98.1	2,392	70.3	97.2	2,382	67.6	96.3	2,328	72.8	97.3	2,288	72.9	96.5
Pediatrics-Dermatology	0	0.0	0.0	0	0.0	0.0	2	50.0	50.0	2	100.0	100.0	1	0.0	0.0
Pediatrics-Emerg Med	7	71.4	100.0	7	57.1	100.0	7	85.7	100.0	5	100.0	100.0	6	100.0	100.0
Pediatrics-Medical Genetics	4	25.0	25.0	5	40.0	60.0	3	33.3	33.3	5	60.0	60.0	4	0.0	0.0
Pediatrics-P M & R	5	80.0	80.0	4	100.0	100.0	4	50.0	50.0	3	100.0	100.0	2	50.0	100.0
Pediatrics-Primary	65	46.2	100.0	79	58.2	100.0	78	55.1	100.0	88	60.2	97.7	86	66.3	100.0
Peds/Psych/Child Psych	17	88.2	94.1	22	81.8	95.5	20	80.0	95.0	20	75.0	95.0	20	90.0	100.0
Physical Medicine & Rehab	87	51.7	92.0	82	50.0	95.1	83	62.7	96.4	78	57.7	94.9	82	57.3	92.7
Plastic Surgery	0	0.0	0.0	101	86.1	98.0	92	93.5	100.0	93	94.6	100.0	88	95.5	100.0
Plastic Surgery (Integrated)	69	88.4	100.0	0	0.0	0.0	0	0.0	0.0	0	0.0	0.0	0	0.0	0.0
Preventive Medicine	6	16.7	66.7	6	33.3	100.0	6	0.0	83.3	5	0.0	80.0	3	0.0	100.0
Psychiatry (Categorical)	1,091	61.4	98.5	1,063	61.7	99.0	1,069	55.7	94.8	1,057	59.9	94.6	1,037	62.0	94.8
Psychiatry-Family Medicine	13	76.9	84.6	11	54.5	90.9	11	90.9	90.9	12	50.0	66.7	10	80.0	80.0
Psychiatry-Neurology	5	40.0	80.0	3	66.7	100.0	4	50.0	50.0	3	0.0	0.0	0	0.0	0.0
Radiation Oncology	15	93.3	100.0	15	100.0	100.0	15	86.7	100.0	15	100.0	100.0	17	100.0	100.0
Radiology-Diagnostic	141	85.1	98.6	151	87.4	98.0	157	86.0	98.1	141	88.7	100.0	129	81.4	95.3
Surgery (Categorical)	1,077	83.1	99.8	1,065	77.4	99.5	1,069	83.1	99.8	1,057	78.1	99.8	1,047	83.3	99.9
Surgery-Preliminary (PGY-1 Only)	1,165	36.9	60.4	1,151	34.8	58.9	1,263	41.4	64.0	1,262	38.1	61.9	1,234	38.9	60.6
Thoracic Surgery	10	80.0	100.0	3	100.0	100.0	3	100.0	100.0	0	0.0	0.0	0	0.0	0.0
Transitional (PGY-1 Only)	980	84.9	96.4	981	85.6	96.1	979	89.3	97.8	1,017	86.7	95.0	1,017	87.3	95.6
Urology	9	100.0	100.0	9	77.8	100.0	13	76.9	76.9	13	92.3	100.0	15	73.3	80.0
Vascular Surgery	22	86.4	95.5	19	78.9	100.0	9	77.8	100.0	4	100.0	100.0	0	0.0	0.0
<b>TOTAL - PGY-1</b>	<b>22,809</b>	<b>65.7</b>	<b>95.4</b>	<b>22,427</b>	<b>64.9</b>	<b>95.2</b>	<b>22,240</b>	<b>64.6</b>	<b>94.2</b>	<b>21,845</b>	<b>65.0</b>	<b>93.9</b>	<b>21,659</b>	<b>64.9</b>	<b>92.7</b>
<b>PGY-2 Positions</b>															
Anesthesiology	588	71.4	94.9	641	77.7	97.5	698	78.2	97.3	763	74.7	95.0	759	77.6	98.6
Dermatology	329	82.1	98.8	310	84.5	99.7	297	77.4	100.0	288	78.5	99.7	276	78.3	97.8
Emergency Medicine	19	31.6	100.0	43	58.1	100.0	76	59.2	98.7	97	79.4	99.0	115	80.9	100.0
Neurology	357	56.3	93.8	385	49.9	97.4	398	56.8	93.2	379	57.8	96.0	0	0.0	0.0
Nuclear Medicine	4	0.0	25.0	0	0.0	0.0	4	0.0	100.0	4	25.0	75.0	4	0.0	25.0
Pediatrics-Medical Genetics	0	0.0	0.0	0	0.0	0.0	0	0.0	0.0	1	0.0	0.0	0	0.0	0.0
Physical Medicine & Rehab	280	46.4	96.8	288	44.8	96.9	287	46.7	95.8	274	50.0	93.8	270	45.2	94.8
Plastic Surgery	37	89.2	100.0	0	0.0	0.0	0	0.0	0.0	1	100.0	100.0	1	100.0	100.0
Preventive Medicine	2	0.0	0.0	3	0.0	0.0	2	0.0	50.0	2	0.0	0.0	3	0.0	0.0
Psychiatry	3	66.7	66.7	3	66.7	66.7	4	50.0	50.0	2	100.0	100.0	5	60.0	60.0
Psychiatry-Neurology	1	100.0	100.0	0	0.0	0.0	0	0.0	0.0	0	0.0	0.0	0	0.0	0.0
Radiation Oncology	142	86.6	95.1	141	85.8	91.5	129	86.8	93.8	127	85.8	93.7	111	90.1	98.2
Radiology-Diagnostic	949	84.2	99.6	944	86.4	99.3	928	81.7	98.0	902	79.7	98.1	882	80.3	96.6
Urology	0	0.0	0.0	0	0.0	0.0	3	0.0	0.0	0	0.0	0.0	0	0.0	0.0
<b>TOTAL - PGY-2</b>	<b>2,711</b>	<b>73.2</b>	<b>97.0</b>	<b>2,758</b>	<b>74.1</b>	<b>97.9</b>	<b>2,826</b>	<b>72.6</b>	<b>96.7</b>	<b>2,840</b>	<b>72.6</b>	<b>96.4</b>	<b>2,426</b>	<b>75.5</b>	<b>97.1</b>
<b>GRAND TOTAL</b>	<b>25,520</b>	<b>66.5</b>	<b>95.5</b>	<b>25,185</b>	<b>66.0</b>	<b>95.4</b>	<b>25,066</b>	<b>65.5</b>	<b>94.4</b>	<b>24,685</b>	<b>65.9</b>	<b>94.2</b>	<b>24,085</b>	<b>66.0</b>	<b>93.1</b>

Neurology joined the Match in 2007 and Neurological Surgery joined in 2009. ACGME created a new PGY-1 Plastic Surgery (Integrated) specialty in 2009. Combined/coordinated Plastic Surgery programs (which are not integrated) now appear under PGY-2 positions. Many Anesthesiology and Emergency Medicine programs have converted their positions from Advanced (PGY-2) to Categorical (PGY-1) over the period, affecting the trends in these specialties. Ophthalmology and Urology participate in other matching services.

## Tables 9-12

Tables 9 through 12 display the numbers of PGY-1 matches by specialty for four different groups: all applicants (Table 9), U.S. seniors (Table 10), osteopathic students and graduates (Table 11), and foreign-trained physicians (Table 12). Foreign-trained physicians are U.S. citizen and non-U.S. citizen students and graduates of international medical schools, excluding Canadian and Fifth Pathway applicants. Specialties that placed at least 10 positions in the Match and showed an increase or decrease in the numbers of matched applicants of greater than 10 percent between 2006 and 2010 are highlighted with arrows.

In 2010, more U.S. seniors (see Table 10) matched to Emergency Medicine, Family Medicine, Internal Medicine (categorical), Internal Medicine-Pediatrics, Obstetrics-Gynecology, Surgery (categorical), Pediatrics, and several other specialties. The numbers of U.S. seniors matched to Pediatrics-Primary, Diagnostic Radiology, Medicine-Preliminary (PGY-1 only), Neurology, and Transitional Year (PGY-1 only) declined this year.

Table 11 shows by specialty the number of osteopathic medical school students and graduates who matched to PGY-1 positions. Historically, osteopathic students and graduates have matched primarily to Family Medicine and Internal Medicine (categorical), but interest in Obstetrics-Gynecology, Pediatrics (categorical), Emergency Medicine, Anesthesiology, and Psychiatry (categorical) has grown over the past few years.

Table 12 shows by specialty the numbers of foreign-trained physicians who matched to PGY-1 positions. By far the largest percentage (38.9%) obtained positions in Internal Medicine (categorical). The next largest group was in Family Medicine (18.1%). Pediatrics (categorical) was the third largest with 9.4 percent, and Psychiatry (categorical) was fourth (5.7%). Together, those four specialties accounted for 72.1 percent of the PGY-1 positions filled by foreign-trained physicians.

**Table 9 All Applicants Matched to PGY-1 Positions by Specialty, 2006 - 2010**

Specialty	2010		2009		2008		2007		2006	
	No.	%	No.	%	No.	%	No.	%	No.	%
▲ Anesthesiology	771	3.5	723	3.4	649	3.1	561	2.7	539	2.7
Dermatology	29	0.1	28	0.1	30	0.1	32	0.2	30	0.1
▲ Emergency Medicine	1,540	7.1	1,459	6.8	1,370	6.5	1,282	6.2	1,218	6.1
Emergency Med/Family Med	4	0.0	4	0.0	2	0.0	0	0.0	0	0.0
Family Medicine	2,384	11.0	2,311	10.8	2,387	11.4	2,299	11.2	2,307	11.5
Internal Medicine (Categorical)	4,947	22.7	4,853	22.7	4,751	22.7	4,720	23.0	4,636	23.1
Medicine-Dermatology	7	0.0	8	0.0	9	0.0	5	0.0	2	0.0
Medicine-Emerg Med	23	0.1	24	0.1	23	0.1	23	0.1	22	0.1
Medicine-Family Medicine	5	0.0	4	0.0	5	0.0	6	0.0	3	0.0
Medicine-Medical Genetics	0	0.0	2	0.0	3	0.0	0	0.0	1	0.0
Medicine-Neurology	1	0.0	2	0.0	2	0.0	2	0.0	2	0.0
Medicine-Pediatrics	355	1.6	339	1.6	326	1.6	345	1.7	344	1.7
Medicine-Preliminary (PGY-1 Only)	1,758	8.1	1,791	8.4	1,774	8.5	1,749	8.5	1,749	8.7
Medicine-Preventive Med	5	0.0	5	0.0	4	0.0	4	0.0	2	0.0
▼ Medicine-Primary	243	1.1	236	1.1	254	1.2	264	1.3	284	1.4
Medicine-Psychiatry	24	0.1	17	0.1	18	0.1	16	0.1	15	0.1
Medical Genetics	2	0.0	1	0.0	1	0.0	1	0.0	1	0.0
Neurological Surgery	188	0.9	191	0.9	16	0.1	15	0.1	16	0.1
Neurology	228	1.0	195	0.9	165	0.8	156	0.8	34	0.2
Obstetrics-Gynecology	1,182	5.4	1,179	5.5	1,151	5.5	1,149	5.6	1,130	5.6
Ophthalmology	0	0.0	0	0.0	1	0.0	0	0.0	0	0.0
Orthopedic Surgery	653	3.0	640	3.0	635	3.0	614	3.0	599	3.0
Otolaryngology	279	1.3	273	1.3	269	1.3	268	1.3	259	1.3
Pathology	484	2.2	492	2.3	467	2.2	466	2.3	480	2.4
Pediatrics	2,383	11.0	2,326	10.9	2,295	11.0	2,265	11.0	2,209	11.0
Pediatrics-Dermatology	0	0.0	0	0.0	1	0.0	2	0.0	0	0.0
Pediatrics-Emerg Med	7	0.0	7	0.0	7	0.0	5	0.0	6	0.0
Pediatrics-Medical Genetics	1	0.0	3	0.0	1	0.0	3	0.0	0	0.0
Pediatrics-P M & R	4	0.0	4	0.0	2	0.0	3	0.0	2	0.0
▼ Pediatrics-Primary	65	0.3	79	0.4	78	0.4	86	0.4	86	0.4
Peds/Psych/Child Psych	16	0.1	21	0.1	19	0.1	19	0.1	20	0.1
Physical Medicine & Rehab	80	0.4	78	0.4	80	0.4	74	0.4	76	0.4
Plastic Surgery	0	0.0	99	0.5	92	0.4	93	0.5	88	0.4
Plastic Surgery (Integrated)	69	0.3	0	0.0	0	0.0	0	0.0	0	0.0
Preventive Medicine	4	0.0	6	0.0	5	0.0	4	0.0	3	0.0
Psychiatry (Categorical)	1,075	4.9	1,052	4.9	1,013	4.8	1,000	4.9	983	4.9
Psychiatry-Family Medicine	11	0.1	10	0.0	10	0.0	8	0.0	8	0.0
Psychiatry-Neurology	4	0.0	3	0.0	2	0.0	0	0.0	0	0.0
Radiation Oncology	15	0.1	15	0.1	15	0.1	15	0.1	17	0.1
▲ Radiology-Diagnostic	139	0.6	148	0.7	154	0.7	141	0.7	123	0.6
Surgery (Categorical)	1,075	4.9	1,060	5.0	1,067	5.1	1,055	5.1	1,046	5.2
Surgery-Preliminary (PGY-1 Only)	704	3.2	678	3.2	808	3.9	781	3.8	748	3.7
Thoracic Surgery	10	0.0	3	0.0	3	0.0	0	0.0	0	0.0
Transitional (PGY-1 Only)	945	4.3	943	4.4	957	4.6	966	4.7	972	4.8
Urology	9	0.0	9	0.0	10	0.0	13	0.1	12	0.1
Vascular Surgery	21	0.1	19	0.1	9	0.0	4	0.0	0	0.0
<b>TOTAL - PGY-1</b>	<b>21,749</b>	<b>100</b>	<b>21,340</b>	<b>100</b>	<b>20,940</b>	<b>100</b>	<b>20,514</b>	<b>100</b>	<b>20,072</b>	<b>100</b>

▲▼ Denotes increase/decrease in number of positions filled by U.S. allopathic seniors of more than 10 percent and 10 positions between 2006 and 2010. Neurology joined the Match in 2007 and Neurological Surgery joined in 2009. ACGME created a new PGY-1 Plastic Surgery (Integrated) specialty in 2009. Combined/coordinated Plastic Surgery programs (which are not integrated) now appear under PGY-2 positions. Many Anesthesiology and Emergency Medicine programs have converted their positions from Advanced (PGY-2) to Categorical (PGY-1) over the period, affecting the trends in these specialties. Ophthalmology and Urology participate in other matching services.

**Table 10 U.S. Seniors Matched to PGY-1 Positions by Specialty, 2006 - 2010**

Specialty	2010		2009		2008		2007		2006	
	No.	%	No.	%	No.	%	No.	%	No.	%
▲ Anesthesiology	626	4.2	612	4.2	524	3.6	448	3.2	451	3.2
Dermatology	23	0.2	27	0.2	26	0.2	25	0.2	28	0.2
▲ Emergency Medicine	1,182	7.9	1,146	7.9	1,083	7.5	1,027	7.2	944	6.7
Emergency Med/Family Med	1	0.0	3	0.0	1	0.0	0	0.0	0	0.0
Family Medicine	1,169	7.8	1,071	7.4	1,156	8.1	1,096	7.7	1,123	8.0
Internal Medicine (Categorical)	2,722	18.2	2,632	18.1	2,660	18.5	2,680	18.9	2,668	19.0
Medicine-Dermatology	7	0.0	7	0.0	9	0.1	5	0.0	2	0.0
Medicine-Emerg Med	20	0.1	19	0.1	15	0.1	21	0.1	17	0.1
Medicine-Family Medicine	4	0.0	3	0.0	5	0.0	5	0.0	1	0.0
Medicine-Medical Genetics	0	0.0	2	0.0	1	0.0	0	0.0	1	0.0
Medicine-Neurology	1	0.0	2	0.0	1	0.0	2	0.0	1	0.0
Medicine-Pediatrics	299	2.0	241	1.7	248	1.7	275	1.9	294	2.1
Medicine-Preliminary (PGY-1 Only)	1,493	10.0	1,504	10.3	1,471	10.2	1,491	10.5	1,469	10.4
Medicine-Preventive Med	2	0.0	1	0.0	2	0.0	0	0.0	1	0.0
Medicine-Primary	156	1.0	155	1.1	166	1.2	167	1.2	165	1.2
▲ Medicine-Psychiatry	18	0.1	8	0.1	12	0.1	10	0.1	8	0.1
Medical Genetics	2	0.0	1	0.0	1	0.0	1	0.0	1	0.0
Neurological Surgery	173	1.2	172	1.2	14	0.1	11	0.1	15	0.1
Neurology	113	0.8	123	0.8	105	0.7	83	0.6	21	0.1
Obstetrics-Gynecology	915	6.1	879	6.0	838	5.8	837	5.9	835	5.9
Ophthalmology	0	0.0	0	0.0	1	0.0	0	0.0	0	0.0
Orthopedic Surgery	598	4.0	587	4.0	592	4.1	578	4.1	551	3.9
Otolaryngology	259	1.7	263	1.8	253	1.8	251	1.8	243	1.7
Pathology	327	2.2	321	2.2	298	2.1	296	2.1	315	2.2
Pediatrics	1,711	11.4	1,682	11.5	1,610	11.2	1,694	11.9	1,668	11.9
Pediatrics-Dermatology	0	0.0	0	0.0	1	0.0	2	0.0	0	0.0
Pediatrics-Emerg Med	5	0.0	4	0.0	6	0.0	5	0.0	6	0.0
Pediatrics-Medical Genetics	1	0.0	2	0.0	1	0.0	3	0.0	0	0.0
Pediatrics-P M & R	4	0.0	4	0.0	2	0.0	3	0.0	1	0.0
▼ Pediatrics-Primary	30	0.2	46	0.3	43	0.3	53	0.4	57	0.4
Peds/Psych/Child Psych	15	0.1	18	0.1	16	0.1	15	0.1	18	0.1
Physical Medicine & Rehab	45	0.3	41	0.3	52	0.4	45	0.3	47	0.3
Plastic Surgery	0	0.0	87	0.6	86	0.6	88	0.6	84	0.6
Plastic Surgery (Integrated)	61	0.4	0	0.0	0	0.0	0	0.0	0	0.0
Preventive Medicine	1	0.0	2	0.0	0	0.0	0	0.0	0	0.0
Psychiatry (Categorical)	670	4.5	656	4.5	595	4.1	633	4.5	643	4.6
Psychiatry-Family Medicine	10	0.1	6	0.0	10	0.1	6	0.0	8	0.1
Psychiatry-Neurology	2	0.0	2	0.0	2	0.0	0	0.0	0	0.0
Radiation Oncology	14	0.1	15	0.1	13	0.1	15	0.1	17	0.1
▲ Radiology-Diagnostic	120	0.8	132	0.9	135	0.9	125	0.9	105	0.7
Surgery (Categorical)	895	6.0	824	5.7	888	6.2	826	5.8	872	6.2
▼ Surgery-Preliminary (PGY-1 Only)	430	2.9	401	2.8	523	3.6	481	3.4	480	3.4
Thoracic Surgery	8	0.1	3	0.0	3	0.0	0	0.0	0	0.0
Transitional (PGY-1 Only)	832	5.5	840	5.8	874	6.1	882	6.2	888	6.3
Urology	9	0.1	7	0.0	10	0.1	12	0.1	11	0.1
Vascular Surgery	19	0.1	15	0.1	7	0.0	4	0.0	0	0.0
<b>TOTAL - PGY-1</b>	<b>14,992</b>	<b>100</b>	<b>14,566</b>	<b>100</b>	<b>14,359</b>	<b>100</b>	<b>14,201</b>	<b>100</b>	<b>14,059</b>	<b>100</b>

▲▼ Denotes increase/decrease in number of positions filled by U.S. allopathic seniors of more than 10 percent and 10 positions between 2006 and 2010. Neurology joined the Match in 2007 and Neurological Surgery joined in 2009. ACGME created a new PGY-1 Plastic Surgery (Integrated) specialty in 2009. Combined/coordinated Plastic Surgery programs (which are not integrated) now appear under PGY-2 positions. Many Anesthesiology and Emergency Medicine programs have converted their positions from Advanced (PGY-2) to Categorical (PGY-1) over the period, affecting the trends in these specialties. Ophthalmology and Urology participate in other matching services.

**Table 11 Osteopathic Graduates Matched to PGY-1 Positions by Specialty, 2006 - 2010**

Specialty	2010		2009		2008		2007		2006	
	No.	%	No.	%	No.	%	No.	%	No.	%
▲ Anesthesiology	76	5.3	53	3.8	47	3.5	48	4.2	28	2.7
Dermatology	2	0.1	0	0.0	2	0.1	1	0.1	0	0.0
▲ Emergency Medicine	159	11.0	163	11.6	133	9.9	120	10.6	117	11.4
Emergency Med/Family Med	2	0.1	0	0.0	1	0.1	0	0.0	0	0.0
▲ Family Medicine	270	18.7	244	17.3	264	19.7	227	20.0	221	21.6
▲ Internal Medicine (Categorical)	292	20.2	306	21.7	264	19.7	233	20.5	233	22.8
Medicine-Dermatology	0	0.0	0	0.0	0	0.0	0	0.0	0	0.0
Medicine-Emerg Med	1	0.1	2	0.1	5	0.4	2	0.2	2	0.2
Medicine-Family Medicine	1	0.1	1	0.1	0	0.0	0	0.0	2	0.2
Medicine-Medical Genetics	0	0.0	0	0.0	0	0.0	0	0.0	0	0.0
Medicine-Neurology	0	0.0	0	0.0	1	0.1	0	0.0	0	0.0
Medicine-Pediatrics	21	1.5	27	1.9	24	1.8	24	2.1	21	2.1
▲ Medicine-Preliminary (PGY-1 Only)	53	3.7	59	4.2	47	3.5	42	3.7	39	3.8
Medicine-Preventive Med	0	0.0	0	0.0	1	0.1	1	0.1	0	0.0
Medicine-Primary	13	0.9	10	0.7	11	0.8	22	1.9	13	1.3
Medicine-Psychiatry	0	0.0	2	0.1	1	0.1	2	0.2	1	0.1
Medical Genetics	0	0.0	0	0.0	0	0.0	0	0.0	0	0.0
Neurological Surgery	1	0.1	1	0.1	0	0.0	1	0.1	0	0.0
Neurology	20	1.4	10	0.7	11	0.8	9	0.8	1	0.1
▲ Obstetrics-Gynecology	105	7.3	108	7.7	118	8.8	87	7.7	64	6.3
Ophthalmology	0	0.0	0	0.0	0	0.0	0	0.0	0	0.0
Orthopedic Surgery	3	0.2	5	0.4	2	0.1	2	0.2	3	0.3
Otolaryngology	1	0.1	0	0.0	1	0.1	0	0.0	0	0.0
Pathology	31	2.1	34	2.4	24	1.8	29	2.6	26	2.5
▲ Pediatrics	200	13.9	190	13.5	213	15.9	129	11.4	122	11.9
Pediatrics-Dermatology	0	0.0	0	0.0	0	0.0	0	0.0	0	0.0
Pediatrics-Emerg Med	0	0.0	1	0.1	1	0.1	0	0.0	0	0.0
Pediatrics-Medical Genetics	0	0.0	0	0.0	0	0.0	0	0.0	0	0.0
Pediatrics-P M & R	0	0.0	0	0.0	0	0.0	0	0.0	1	0.1
Pediatrics-Primary	1	0.1	1	0.1	1	0.1	0	0.0	2	0.2
Peds/Psych/Child Psych	0	0.0	0	0.0	1	0.1	2	0.2	1	0.1
Physical Medicine & Rehab	13	0.9	15	1.1	14	1.0	9	0.8	12	1.2
Plastic Surgery	0	0.0	1	0.1	0	0.0	0	0.0	0	0.0
Plastic Surgery (Integrated)	0	0.0	0	0.0	0	0.0	0	0.0	0	0.0
Preventive Medicine	0	0.0	0	0.0	0	0.0	0	0.0	0	0.0
▲ Psychiatry (Categorical)	109	7.5	102	7.2	100	7.5	74	6.5	67	6.5
Psychiatry-Family Medicine	1	0.1	1	0.1	0	0.0	1	0.1	0	0.0
Psychiatry-Neurology	0	0.0	1	0.1	0	0.0	0	0.0	0	0.0
Radiation Oncology	0	0.0	0	0.0	0	0.0	0	0.0	0	0.0
Radiology-Diagnostic	8	0.6	8	0.6	6	0.4	6	0.5	4	0.4
Surgery (Categorical)	20	1.4	31	2.2	31	2.3	30	2.6	17	1.7
▲ Surgery-Preliminary (PGY-1 Only)	19	1.3	16	1.1	8	0.6	20	1.8	9	0.9
Thoracic Surgery	0	0.0	0	0.0	0	0.0	0	0.0	0	0.0
Transitional (PGY-1 Only)	22	1.5	16	1.1	7	0.5	15	1.3	18	1.8
Urology	0	0.0	0	0.0	0	0.0	0	0.0	0	0.0
Vascular Surgery	0	0.0	0	0.0	0	0.0	0	0.0	0	0.0
<b>TOTAL - PGY-1</b>	<b>1,444</b>	<b>100</b>	<b>1,408</b>	<b>100</b>	<b>1,339</b>	<b>100</b>	<b>1,136</b>	<b>100</b>	<b>1,024</b>	<b>100</b>

▲▼ Denotes increase/decrease in number of positions filled by U.S. allopathic seniors of more than 10 percent and 10 positions between 2006 and 2010. Neurology joined the Match in 2007 and Neurological Surgery joined in 2009. ACGME created a new PGY-1 Plastic Surgery (Integrated) specialty in 2009. Combined/coordinated Plastic Surgery programs (which are not integrated) now appear under PGY-2 positions. Many Anesthesiology and Emergency Medicine programs have converted their positions from Advanced (PGY-2) to Categorical (PGY-1) over the period, affecting the trends in these specialties. Ophthalmology and Urology participate in other matching services.

**Table 12 Foreign-Trained Physicians\* Matched to PGY-1 Positions by Specialty, 2006 - 2010**

Specialty	2010		2009		2008		2007		2006	
	No.	%	No.	%	No.	%	No.	%	No.	%
Anesthesiology	55	1.2	54	1.1	63	1.4	56	1.2	52	1.2
Dermatology	1	0.0	0	0.0	2	0.0	1	0.0	2	0.0
▲ Emergency Medicine	131	2.8	90	1.9	75	1.6	81	1.8	74	1.7
Emergency Med/Family Med	1	0.0	1	0.0	0	0.0	0	0.0	0	0.0
Family Medicine	839	18.1	902	19.1	891	19.2	873	19.3	888	20.3
Internal Medicine (Categorical)	1,799	38.9	1,805	38.2	1,720	37.0	1,695	37.4	1,647	37.6
Medicine-Dermatology	0	0.0	0	0.0	0	0.0	0	0.0	0	0.0
Medicine-Emerg Med	2	0.0	3	0.1	3	0.1	0	0.0	1	0.0
Medicine-Family Medicine	0	0.0	0	0.0	0	0.0	1	0.0	0	0.0
Medicine-Medical Genetics	0	0.0	0	0.0	2	0.0	0	0.0	0	0.0
Medicine-Neurology	0	0.0	0	0.0	0	0.0	0	0.0	0	0.0
Medicine-Pediatrics	30	0.6	63	1.3	48	1.0	40	0.9	27	0.6
▼ Medicine-Preliminary (PGY-1 Only)	172	3.7	189	4.0	218	4.7	181	4.0	205	4.7
Medicine-Preventive Med	2	0.0	4	0.1	1	0.0	2	0.0	1	0.0
▼ Medicine-Primary	70	1.5	69	1.5	75	1.6	69	1.5	97	2.2
Medicine-Psychiatry	6	0.1	6	0.1	5	0.1	4	0.1	6	0.1
Medical Genetics	0	0.0	0	0.0	0	0.0	0	0.0	0	0.0
Neurological Surgery	7	0.2	15	0.3	1	0.0	3	0.1	0	0.0
Neurology	91	2.0	61	1.3	48	1.0	60	1.3	10	0.2
▼ Obstetrics-Gynecology	135	2.9	154	3.3	162	3.5	198	4.4	202	4.6
Ophthalmology	0	0.0	0	0.0	0	0.0	0	0.0	0	0.0
Orthopedic Surgery	15	0.3	15	0.3	19	0.4	14	0.3	13	0.3
Otolaryngology	5	0.1	5	0.1	5	0.1	9	0.2	7	0.2
▼ Pathology	98	2.1	109	2.3	104	2.2	97	2.1	109	2.5
▲ Pediatrics	433	9.4	424	9.0	430	9.2	395	8.7	370	8.4
Pediatrics-Dermatology	0	0.0	0	0.0	0	0.0	0	0.0	0	0.0
Pediatrics-Emerg Med	1	0.0	1	0.0	0	0.0	0	0.0	0	0.0
Pediatrics-Medical Genetics	0	0.0	1	0.0	0	0.0	0	0.0	0	0.0
Pediatrics-P M & R	0	0.0	0	0.0	0	0.0	0	0.0	0	0.0
Pediatrics-Primary	32	0.7	31	0.7	33	0.7	33	0.7	26	0.6
Peds/Psych/Child Psych	0	0.0	2	0.0	2	0.0	2	0.0	1	0.0
Physical Medicine & Rehab	20	0.4	17	0.4	12	0.3	13	0.3	13	0.3
Plastic Surgery	0	0.0	4	0.1	4	0.1	1	0.0	1	0.0
Plastic Surgery (Integrated)	3	0.1	0	0.0	0	0.0	0	0.0	0	0.0
Preventive Medicine	1	0.0	3	0.1	3	0.1	4	0.1	2	0.0
▲ Psychiatry (Categorical)	263	5.7	255	5.4	291	6.3	247	5.5	233	5.3
Psychiatry-Family Medicine	0	0.0	2	0.0	0	0.0	1	0.0	0	0.0
Psychiatry-Neurology	2	0.0	0	0.0	0	0.0	0	0.0	0	0.0
Radiation Oncology	0	0.0	0	0.0	1	0.0	0	0.0	0	0.0
Radiology-Diagnostic	9	0.2	4	0.1	8	0.2	7	0.2	9	0.2
Surgery (Categorical)	104	2.2	126	2.7	104	2.2	130	2.9	99	2.3
Surgery-Preliminary (PGY-1 Only)	224	4.8	242	5.1	259	5.6	259	5.7	238	5.4
Thoracic Surgery	2	0.0	0	0.0	0	0.0	0	0.0	0	0.0
▲ Transitional (PGY-1 Only)	75	1.6	70	1.5	58	1.2	51	1.1	48	1.1
Urology	0	0.0	0	0.0	0	0.0	0	0.0	1	0.0
Vascular Surgery	2	0.0	4	0.1	2	0.0	0	0.0	0	0.0
<b>TOTAL - PGY-1</b>	<b>4,630</b>	<b>100</b>	<b>4,731</b>	<b>100</b>	<b>4,649</b>	<b>100</b>	<b>4,527</b>	<b>100</b>	<b>4,382</b>	<b>100</b>

\*Foreign-trained physicians include both U.S. citizen and non-U.S. citizen graduates of international medical schools.

▲▼ Denotes increase/decrease in number of positions filled by U.S. allopathic seniors of more than 10 percent and 10 positions between 2006 and 2010. Neurology joined the Match in 2007 and Neurological Surgery joined in 2009. ACGME created a new PGY-1 Plastic Surgery (Integrated) specialty in 2009. Combined/coordinated Plastic Surgery programs (which are not integrated) now appear under PGY-2 positions. Many Anesthesiology and Emergency Medicine programs have converted their positions from Advanced (PGY-2) to Categorical (PGY-1) over the period, affecting the trends in these specialties. Ophthalmology and Urology participate in other matching services.



## Table 13

Table 13 displays the numbers of U.S. seniors and independent applicants (all applicants other than U.S. seniors) who ranked each specialty as their only choice, first choice, or not first choice: *Only choice* includes applicants who ranked that specialty first on their rank order lists (ROLs) and ranked no other specialties. *First choice* includes applicants who ranked that specialty first and ranked at least one other specialty. *Not first choice* includes applicants who ranked another specialty first but also included that specialty on their rank lists. *Preferred choice* is defined as first choice ignoring any subsequent choices. Preliminary programs and Transitional Year programs were excluded from the counts because they are not considered a preference for a specific specialty.

In addition, the table shows the ratio of applicants choosing a specialty to the number of positions in that specialty. For example:

- 211 U.S. allopathic seniors ranked at least one Neurological Surgery program (199 plus 9 plus 3). Neurological Surgery was the preferred specialty of the 208 U.S. seniors for whom it was the only or first choice. With 191 positions offered, the ratio of positions to U.S. senior applicants who ranked Neurological Surgery and for whom that specialty was the first or only choice was 0.9 to 1.
- 1,348 U.S. allopathic seniors ranked at least one Family Medicine program, and it was the only or first choice for 1,171 of them. With 2,608 positions offered, the ratio of positions to U.S. senior applicants was 2.2 to 1, indicating far fewer U.S. senior applicants than available positions.

Although the ratios for U.S. seniors and the total applicant pool are similar in many specialties, there are notable exceptions. In some specialties, the ratios for U.S. seniors were significantly higher than for all applicants combined (Family Medicine, Internal Medicine, Physical Medicine and Rehabilitation), meaning all other applicants ranked those specialties much more frequently than did U.S. allopathic seniors.

**Table 13** Applicant Choices by Specialty, 2010

Specialty	U.S. Seniors					Independent Applicants				Positions per All Applicants
	Total Positions	Preferred Choice			Positions per U.S. Senior	Preferred Choice			Positions per IA	
		Only Choice	First Choice	Not First Choice		Only Choice	First Choice	Not First Choice		
Anesthesiology	1,385	1,045	59	49	1.3	389	128	103	2.7	0.9
Dermatology	360	315	96	13	0.9	130	15	9	2.5	0.6
Emergency Medicine	1,579	1,175	100	68	1.2	439	156	136	2.7	0.8
Family Medicine	2,608	1,098	73	177	2.2	1,604	682	1,548	1.1	0.8
Internal Medicine	5,687	3,121	166	330	1.7	3,749	1,556	1,383	1.1	0.7
Medical Genetics	2	0	1	2	2.0	0	0	0	0.0	2.0
Neurological Surgery	191	199	9	3	0.9	53	28	17	2.4	0.7
Neurology	585	305	17	15	1.8	255	154	158	1.4	0.8
Nuclear Medicine	4	0	1	1	4.0	1	1	4	2.0	1.3
Obstetrics and Gynecology	1,182	974	31	30	1.2	425	164	148	2.0	0.7
Orthopaedic Surgery	656	703	78	20	0.8	125	54	16	3.7	0.7
Otolaryngology	280	292	26	17	0.9	35	17	8	5.4	0.8
Pathology-Anatomic and Clinical	503	327	14	22	1.5	289	86	118	1.3	0.7
Pediatrics	2,485	1,719	46	118	1.4	909	303	726	2.1	0.8
Physical Medicine and Rehabilitation	367	176	21	13	1.9	218	76	64	1.2	0.7
Plastic Surgery	106	68	101	10	0.6	18	13	13	3.4	0.5
Preventive Medicine	8	0	1	0	8.0	7	9	8	0.5	0.5
Psychiatry	1,111	662	56	50	1.5	707	213	420	1.2	0.7
Radiation Oncology	157	138	25	11	1.0	20	9	10	5.4	0.8
Radiology-Diagnostic	1,090	914	89	30	1.1	269	117	45	2.8	0.8
Surgery-General	1,077	985	56	221	1.0	581	176	224	1.4	0.6
Thoracic Surgery	10	2	29	18	0.3	4	11	10	0.7	0.2
Urology	7	7	0	0	1.0	0	0	0	0.0	1.0
Vascular Surgery	22	0	30	9	0.7	10	11	12	1.0	0.4
<b>TOTAL</b>	<b>21,462</b>	<b>14,225</b>	<b>1,125</b>	<b>1,227</b>		<b>10,237</b>	<b>3,979</b>	<b>5,180</b>		

**Only choice** includes applicants who ranked that specialty first on their rank order lists (ROLs) and ranked no other specialties. **First choice** includes applicants who ranked that specialty first and ranked at least one other specialty on their ROLs. **Not first choice** includes applicants who ranked another specialty first but also include that specialty on their ROLs. **Preferred choice** is defined as either only choice or first choice. Preliminary programs and Transitional Year programs were excluded from these counts since they are not considered a preference for a specific specialty.

**Total Positions:** includes all positions offered in a specialty, except preliminary positions.

**Positions Per U.S. Senior:** is the ratio of Total Positions to the number of U.S. seniors for whom that specialty was the first or only choice.

**Positions Per Independent Applicant (IA):** is the ratio of Total Positions to the number of independent applicants for whom that specialty was the first or only choice.

**Positions Per All Applicants:** is the ratio of Total Positions to the number of U.S. seniors and independent applicants for whom that specialty was the first or only choice.

---

## Table 14

The 2010 Match results for U.S. seniors and independent applicants who ranked only one specialty can be found in Table 14 and Figure 6.

Larger percentages of U.S. seniors than independent applicants preferred Anesthesiology, Emergency Medicine, Orthopaedic Surgery, Pediatrics, and Radiology-Diagnostic. Larger proportions of independent applicants chose Family Medicine and Internal Medicine.

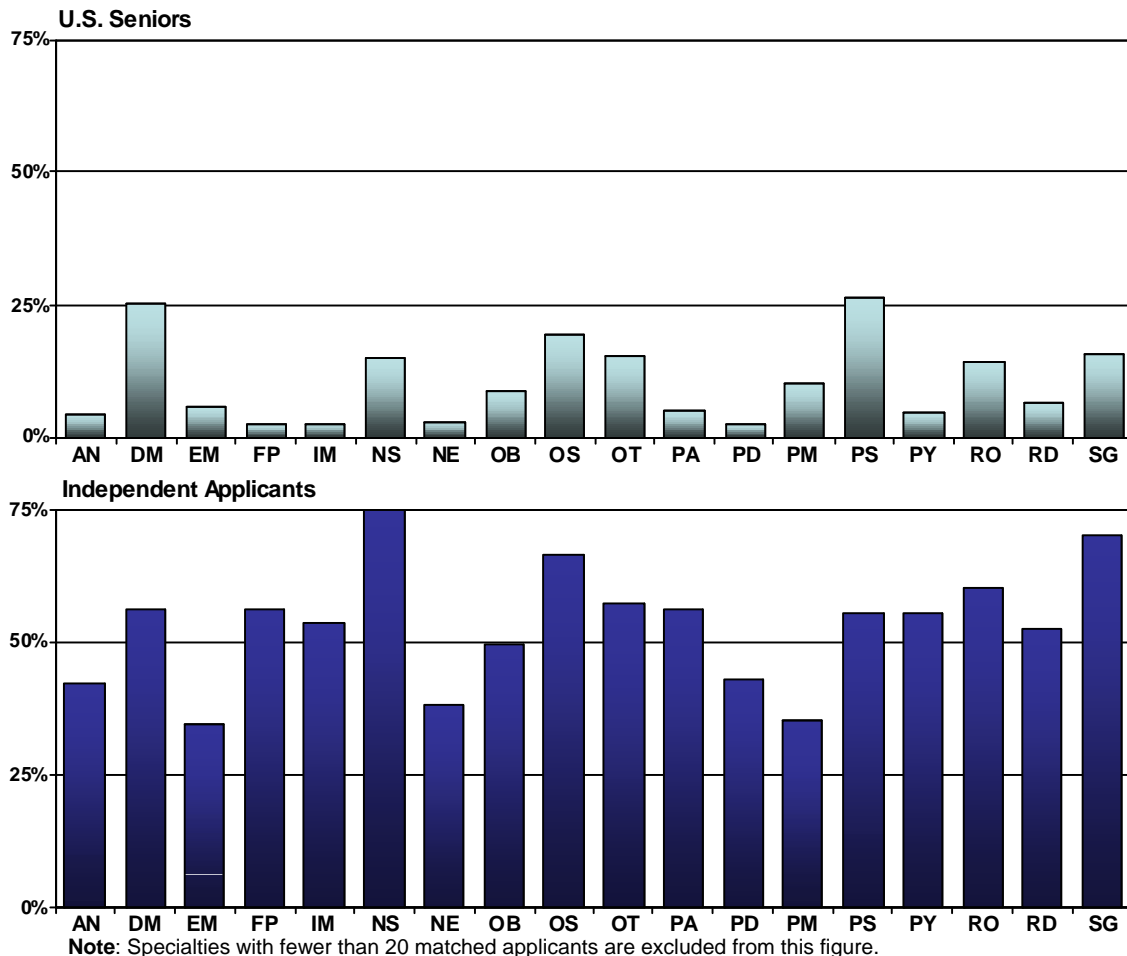
The higher percentages of unmatched U.S. senior applicants in such specialties as Dermatology (DM), Neurological Surgery (NS), Orthopaedic Surgery (OS), Otolaryngology (OT), Plastic Surgery (PS), Radiation Oncology (RO) and Surgery-General (SG) (Figure 6, top) reflect the fact that there are significantly more applicants interested in those specialties than there are available positions. That disparity also is reflected in the high fill rates (Table 1) for those specialties.

For all specialties, a larger percentage of independent applicants failed to match when compared to U.S. seniors (Figure 6). Neurological Surgery (NS), Orthopaedic Surgery (OS), Otolaryngology (OT), Radiation Oncology (RO), and Surgery – General (SG) had the highest unmatched rates among the specialties chosen by independent applicants.

**Table 14 Match Results for U.S. Seniors and Independent Applicants Who Ranked Only One Specialty, 2010**

Specialty	Matched		Unmatched		Total		% of Applicants by Specialty		Percent Unmatched	
	U.S.	IA	U.S.	IA	U.S.	IA	U.S.	IA	U.S.	IA
Anesthesiology (AN)	999	224	46	165	1,045	389	7.4	3.8	4.4	42.4
Dermatology (DM)	236	57	79	73	315	130	2.2	1.3	25.1	56.2
Emergency Medicine (EM)	1,107	288	68	151	1,175	439	8.3	4.3	5.8	34.4
Family Medicine (FP)	1,071	708	27	896	1,098	1,604	7.7	15.9	2.5	55.9
Internal Medicine (IM)	3,024	1,726	86	2,004	3,110	3,730	21.9	36.9	2.8	53.7
Neurological Surgery (NS)	169	13	30	40	199	53	1.4	0.5	15.1	75.5
Neurology (NE)	296	157	9	98	305	255	2.2	2.5	3.0	38.4
Nuclear Medicine (NM)	0	0	0	1	0	1	0.0	0.0	0.0	100.0
Obstetrics and Gynecology (OB)	888	215	84	210	972	425	6.9	4.2	8.6	49.4
Orthopaedic Surgery (OS)	565	42	138	83	703	125	5.0	1.2	19.6	66.4
Otolaryngology (OT)	247	15	45	20	292	35	2.1	0.3	15.4	57.1
Pathology-Anatomic and Clinical (PA)	311	127	16	162	327	289	2.3	2.9	4.9	56.1
Pediatrics (PD)	1,664	518	43	388	1,707	906	12.0	9.0	2.5	42.8
Physical Medicine and Rehabilitation (PM)	158	141	18	77	176	218	1.2	2.2	10.2	35.3
Plastic Surgery (PS)	50	8	18	10	68	18	0.5	0.2	26.5	55.6
Preventive Medicine (PH)	0	1	0	6	0	7	0.0	0.1	0.0	85.7
Psychiatry (PY)	630	314	32	393	662	707	4.7	7.0	4.8	55.6
Radiation Oncology (RO)	118	8	20	12	138	20	1.0	0.2	14.5	60.0
Radiology-Diagnostic (RD)	855	128	59	141	914	269	6.4	2.7	6.5	52.4
Surgery-General (SG)	806	142	150	331	956	473	6.7	4.7	15.7	70.0
Thoracic Surgery (TS)	2	0	0	4	2	4	0.0	0.0	0.0	100.0
Urology (UR)	7	0	0	0	7	0	0.0	0.0	0.0	0.0
Vascular Surgery (VS)	0	1	0	9	0	10	0.0	0.1	0.0	90.0
<b>TOTAL</b>	<b>13,203</b>	<b>4,833</b>	<b>968</b>	<b>5,274</b>	<b>14,171</b>	<b>10,107</b>	<b>100.0</b>	<b>100.0</b>	<b>6.8</b>	<b>52.2</b>

**Figure 6 Percentages of Unmatched U.S. Seniors and Independent Applicants Who Ranked Only One Specialty, 2010**



**Table 15**

Table 15 shows the trends between 1997 and 2010 in the percentages of U.S. allopathic seniors and independent applicants matching to their first, second, third, fourth, or lower than fourth program choice on their rank order lists. The calculation of the percentages includes the number of unmatched applicants. In earlier years the percentages were based only on matched applicants. This change was made to more accurately reflect the percentages of applicants who obtained matches at different ranks and to more clearly portray the differences between U.S. seniors and independent applicants (see Table 6 for trends in overall match rates by applicant type). The differences in the two calculations can be seen in Figure 7.

Because applicant growth has outpaced position growth over the last several years, it is not surprising that the percentage of applicants matching to their first-choice programs has declined. Although about one-half of U.S. seniors match to their first-choice programs, among independent applicants the percentage of first-choice matches declined from 32.8 percent in 2003 to 23.8 percent in 2010.

Figure 7 compares the percentage of applicants matched to programs by rank choice in the 2010 Match using both the historic (top two figures) and revised (bottom two figures) calculations. As the bottom two figures show, a significantly higher percentage of U.S. allopathic seniors matched to their first-choice programs compared to independent applicants.

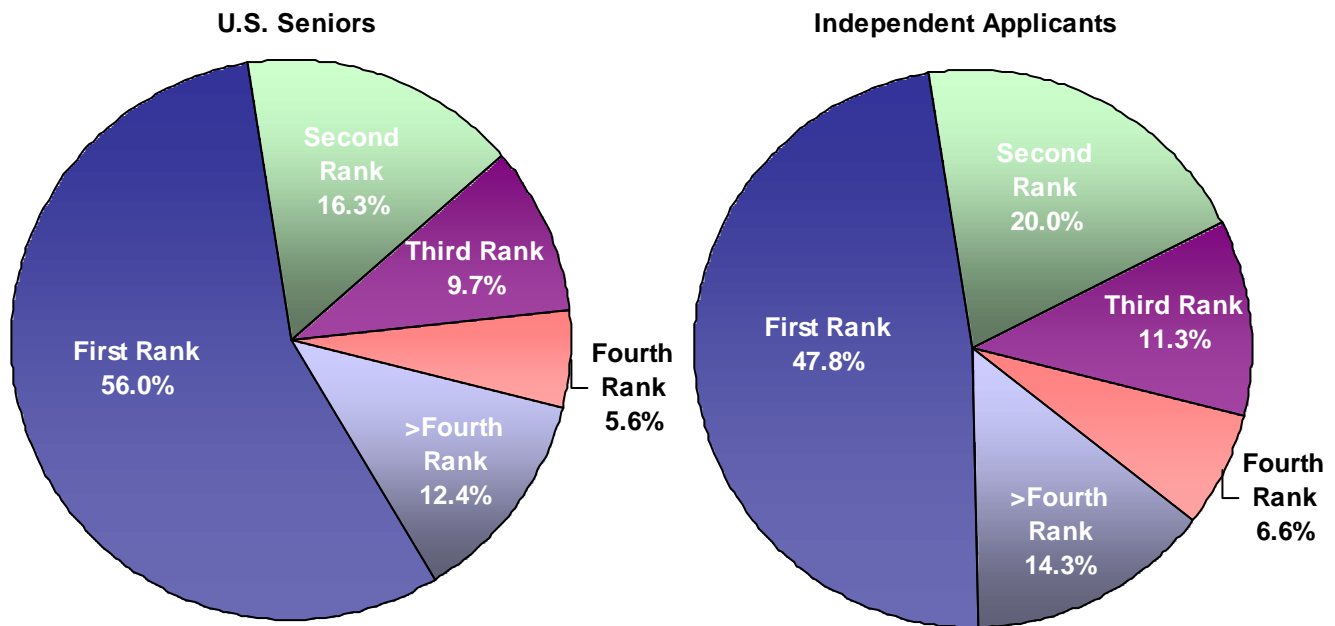
**Table 15** Matches from U.S. Seniors' and Independent Applicants' Rank Order Lists, 1997 - 2010

Year	First Rank		Second Rank		Third Rank		Fourth Rank		> Fourth Rank		Unmatched	
	No.	% of Matches	No.	% of Matches	No.	% of Matches	No.	% of Matches	No.	% of Matches	No.	%
<b>U.S. Seniors</b>												
1997	8,079	55.3	2,182	14.9	1,311	9.0	761	5.2	1,369	9.4	912	6.2
1998	8,028	54.9	2,283	15.6	1,332	9.1	802	5.5	1,398	9.6	767	5.2
1999	8,455	57.9	2,181	14.9	1,234	8.4	774	5.3	1,277	8.7	686	4.7
2000	8,542	59.5	2,102	14.6	1,187	8.3	656	4.6	1,209	8.4	662	4.6
2001	8,393	58.1	2,149	14.9	1,199	8.3	698	4.8	1,314	9.1	702	4.9
2002	8,370	58.4	2,130	14.9	1,289	9.0	687	4.8	1,249	8.7	611	4.3
2003	8,482	59.2	2,135	14.9	1,144	8.0	701	4.9	1,133	7.9	737	5.1
2004	8,510	58.3	2,138	14.6	1,188	8.1	659	4.5	1,243	8.5	871	6.0
2005	8,729	59.3	2,091	14.2	1,219	8.3	655	4.5	1,267	8.6	758	5.1
2006	8,551	57.0	2,198	14.6	1,286	8.6	734	4.9	1,451	9.7	788	5.3
2007	8,442	55.5	2,266	14.9	1,367	9.0	797	5.2	1,537	10.1	797	5.2
2008	8,692	57.0	2,280	15.0	1,300	8.5	738	4.8	1,505	9.9	727	4.8
2009	8,318	53.2	2,394	15.3	1,355	8.7	788	5.0	1,887	12.1	896	5.7
2010	8,462	52.7	2,468	15.4	1,471	9.2	852	5.3	1,869	11.6	948	5.9
<b>Independent Applicants</b>												
1997	2,458	21.0	901	7.7	510	4.4	355	3.0	705	6.0	6,780	57.9
1998	2,532	21.5	911	7.8	522	4.4	292	2.5	613	5.2	6,880	58.6
1999	2,713	22.9	897	7.6	540	4.6	312	2.6	534	4.5	6,859	57.9
2000	2,956	27.6	1,067	10.0	515	4.8	304	2.8	409	3.8	5,447	50.9
2001	2,887	30.3	1,002	10.5	531	5.6	304	3.2	458	4.8	4,344	45.6
2002	2,858	31.3	1,047	11.5	621	6.8	305	3.3	468	5.1	3,824	41.9
2003	3,163	32.8	1,230	12.8	593	6.2	373	3.9	500	5.2	3,774	39.2
2004	3,277	30.8	1,225	11.5	741	7.0	409	3.8	622	5.8	4,363	41.0
2005	3,368	31.7	1,256	11.8	684	6.4	418	3.9	691	6.5	4,212	39.6
2006	3,226	27.6	1,222	10.4	718	6.1	434	3.7	804	6.9	5,303	45.3
2007	3,365	26.4	1,326	10.4	736	5.8	477	3.7	871	6.8	5,963	46.8
2008	3,524	26.1	1,383	10.2	797	5.9	449	3.3	880	6.5	6,462	47.9
2009	3,501	24.6	1,446	10.1	858	6.0	501	3.5	877	6.2	7,067	49.6
2010	3,438	23.8	1,437	9.9	810	5.6	475	3.3	1,025	7.1	7,288	50.4

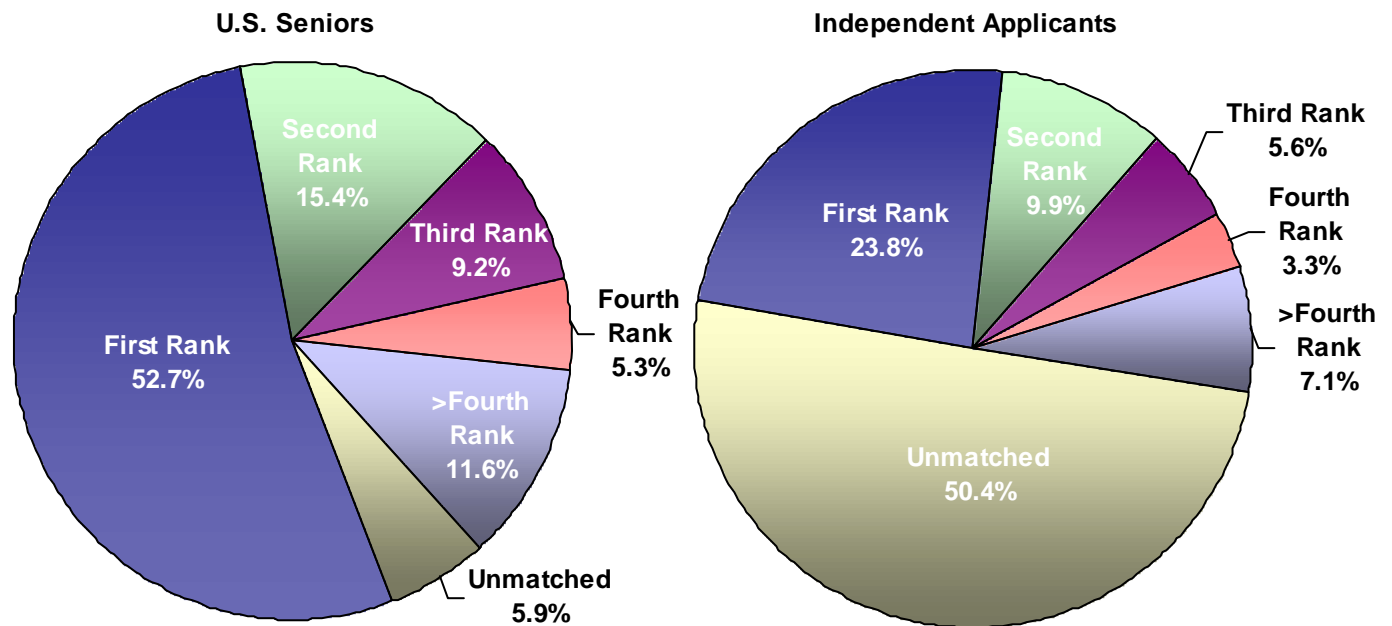
**Figure 7**

Percent of Matches by Choice and Type of Applicant, 2010

Matched Applicants



All Applicants



---

**Table 16**

Couples have been able to participate together in the Main Residency Match since 1984. The two partners identify themselves as a couple to the NRMP and submit rank order lists of identical length. The algorithm treats the two lists as a unit, matching the couple to the highest pair of program choices where both partners obtain a match.

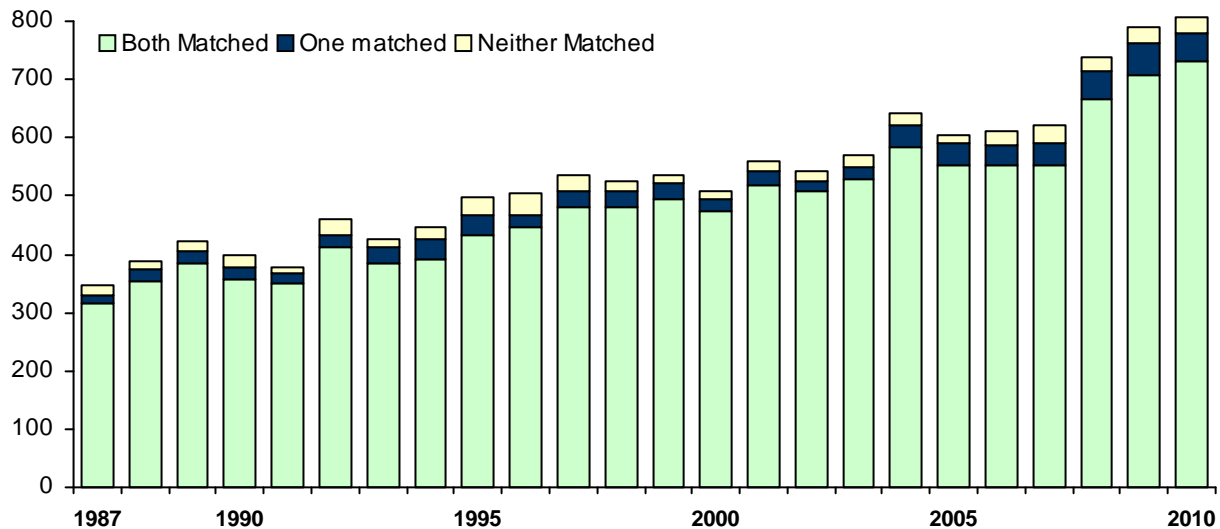
In 2010, 1,616 applicants (808 couples) participated in the Match as couples. The figure was an all-time high and represented a 2.5 percent increase from 2009. Couples enjoy great success, with match rates above 90 percent every year since 1984. In 2010, the match rate for couples was 93.4 percent, up slightly from 93.1 percent in 2009. About 78 percent of couples are U.S. seniors, and their match rates are quite similar to those of their classmates, varying within 1 or 2 percentage points each year.

Couples have the option of one partner indicating a willingness to go unmatched at a certain rank on the rank order list if the partner matches to the program linked to that rank. Table 16 shows the number of couples matched with this option in the *One Matched* column (50 in 2010).

**Table 16** Number of Couples in the Match by Match Outcome, 1987 - 2010

Year	Couples	Individuals	Both Matched	One Matched	Neither Matched	Match Rate %
1987	347	694	316	14	17	93.1
1988	388	776	355	19	14	93.9
1989	421	842	384	21	16	93.7
1990	397	794	356	20	21	92.2
1991	377	754	349	17	11	94.8
1992	461	922	412	20	29	91.5
1993	427	854	384	27	16	93.1
1994	446	892	391	35	20	91.6
1995	499	998	433	33	33	90.1
1996	504	1,008	446	20	38	90.5
1997	535	1,070	479	29	27	92.2
1998	525	1,050	481	27	17	94.2
1999	536	1,072	496	27	13	95.1
2000	508	1,016	475	18	15	95.3
2001	561	1,122	518	25	18	94.6
2002	543	1,086	507	19	17	95.1
2003	570	1,140	529	22	19	94.7
2004	641	1,282	584	36	21	93.9
2005	606	1,212	552	39	15	94.3
2006	610	1,220	552	36	22	93.4
2007	621	1,242	553	36	32	91.9
2008	738	1,476	667	47	24	93.6
2009	788	1,576	706	55	27	93.1
2010	808	1,616	730	50	28	93.4

**Figure 8** Number of Couples in the Match by Match Outcome, 1987-2010



---

**Table 17**

Table 17 displays by specialty the average number of ranked applicants needed to fill each position within programs. Only programs that filled all of their positions are included in the calculations. Specialties with fewer than 5 programs that filled all positions also were excluded to maintain their anonymity. Although this measure is affected by such factors as the number and geographic distribution of programs as well as the number of programs ranked per applicant, it is a rough measure of specialty competitiveness. It may be more appropriate to interpret the data within each specialty across time and less appropriate to compare across specialties, especially for specialties with a large proportion of programs that do not fill.

Using Anesthesiology as an example, on average programs ranked 7.5 applicants to fill each position in the 2010 Match. That figure represents an increase of 1.3 ranked applicants per filled position over the 2009 average of 6.2.

**Table 17** Average Number of Ranked Applicants Needed to Fill Each Position by Specialty, 2006 - 2010

Specialty	Average Number of Ranked Applicants Per Position Needed to Fill All Positions within Programs*				
	2010	2009	2008	2007	2006
<b>PGY- 1</b>					
Anesthesiology	7.5	6.2	7.1	6.4	5.1
Dermatology	4.7	4.1	2.3	3.1	4.2
Emergency Medicine	6.2	5.6	6.0	5.3	5.6
Family Medicine	4.9	4.3	4.4	4.3	4.3
Internal Medicine (Categorical)	5.7	5.6	5.6	5.5	5.5
Medicine-Dermatology	2.4	2.4	4.1	1.7	--
Medicine-Emerg Med	2.8	3.4	5.0	4.5	4.0
Medicine-Pediatrics	4.7	4.9	4.6	4.8	4.1
Medicine-Preliminary (PGY-1 Only)	6.1	5.8	5.8	5.2	5.1
Medicine-Primary	8.2	11.7	10.1	13.1	11.4
Medicine-Psychiatry	3.4	3.0	3.1	2.0	2.3
Neurological Surgery	4.0	--	--	--	--
Neurology	5.4	4.6	--	--	--
Obstetrics-Gynecology	4.5	4.7	4.3	4.1	4.3
Orthopedic Surgery	4.0	4.6	4.9	4.6	5.4
Otolaryngology	5.3	4.3	4.6	--	--
Pathology	4.3	3.9	4.2	3.9	3.8
Pediatrics	6.1	5.9	6.0	5.5	5.6
Pediatrics-Medical Genetics	--	--	--	1.0	--
Pediatrics-P M & R	--	1.0	1.0	--	--
Pediatrics-Primary	4.6	6.1	5.9	5.2	4.9
Peds/Psych/Child Psych	2.6	3.6	3.5	2.6	3.2
Physical Medicine & Rehab	3.8	4.0	4.4	5.0	5.2
Plastic Surgery	--	2.7	4.0	3.4	2.8
Plastic Surgery (Integrated)	2.9	0.0	--	--	--
Psychiatry (Categorical)	4.5	4.3	4.4	4.4	4.3
Psychiatry-Family Medicine	1.7	3.2	3.0	3.4	1.9
Radiation Oncology	5.6	5.0	6.0	5.2	4.3
Radiology-Diagnostic	6.6	6.3	6.2	6.8	7.9
Surgery (Categorical)	4.4	4.7	4.2	4.9	4.0
Surgery-Preliminary (PGY-1 Only)	2.0	2.3	2.0	1.9	2.0
Thoracic Surgery	2.0	--	--	--	--
Transitional (PGY-1 Only)	4.2	4.8	4.3	4.3	3.7
Vascular Surgery	3.2	2.3	3.4	--	--
<b>PGY- 2</b>					
Anesthesiology	11.6	10.0	8.4	7.7	6.9
Dermatology	3.8	3.0	3.2	3.2	3.0
Emergency Medicine	--	--	5.8	4.8	5.7
Neurology	5.9	5.5	--	--	--
Physical Medicine & Rehab	6.0	4.7	5.2	4.9	4.8
Plastic Surgery	3.1	--	--	--	--
Radiation Oncology	4.0	5.3	3.9	4.4	3.7
Radiology-Diagnostic	6.1	5.1	6.5	6.3	6.3

\*Only those programs that filled all positions were included in the calculations. Specialties with fewer than 5 programs that filled all positions were excluded from this table to maintain anonymity.



## NRMP Program Results 2010 Main Residency Match

*NRMP Program Results* lists every hospital that participated in the Match, along with the number of positions offered and filled for each of the institution's programs.

Hospitals are arranged alphabetically within state. The listing includes the hospital name (abbreviated in some instances); the program code, which identifies each program; the quota (the number of positions offered by the program); and the number of applicants matched with that program.

There are three reasons why a program that ranked an adequate number of applicants did not fill its quota: (1) the applicants preferred other programs having vacancies; (2) the applicants did not rank the program; or (3) the applicants had withdrawn from the Match.

There are also three reasons why applicants may not be matched with their most preferred program: (1) the program was filled with applicants it preferred; (2) the program did not rank the applicant; or (3) the program had withdrawn from the Match.

The following types of programs are offered through the NRMP:

- Categorical (C) positions are positions in programs that expect applicants who enter in their first post graduate year to complete the training required for certification in that specialty, provided their performance is satisfactory. Categorical programs in primary care medicine and primary care pediatrics are designated by (M) to distinguish them from regular medicine and pediatrics programs.
- Preliminary (P) positions are for one or two years of training as prerequisite for entering advanced positions in specialty programs that require one or more years of broad clinical training. Internal medicine, surgery, and transitional programs commonly offer preliminary positions.
- Advanced (A) positions (beginning in 2011) are positions in specialty programs that begin after completion of one or more years of preliminary training. Applicants without prior graduate medical education can apply for those positions while also applying for preliminary positions (beginning in 2010) that are compatible with their plans.
- Physician (R) positions are PGY-2 positions starting in the year of the Match that are reserved for physicians

who have had prior graduate medical education. Physician positions are not available to U.S. senior medical students.

### NRMP Program Code Structure

The NRMP program code is a **9-character** code based on the following criteria.

- The first four characters are the Institution Code.
- The fifth through the seventh characters represent specialty code obtained from the first three digits of the program's ACGME Code and designates the specialty.
- The eighth character represents the program type:
  - P – Preliminary program
  - C – Categorical program
  - M – Primary program
  - A – Advanced program
  - R – Physician program
  - F – Fellowship program
- The ninth character represents the track:
  - 0 – first program/track in the specialty and program type at the institution
  - 1 – second program/track in the same specialty and program type at the same institution (i.e. 34th Street Clinic)
  - 2 – third program/track in the same specialty and program type at the same institution (i.e. Rural Clinic).

### Examples:

Institution: **1853** – North Colorado Medical Center  
ACGME Number: **120-07-11-074** – Family Medicine  
Program Type: **C** – Categorical

First Track: **0** – (Main Program)  
Program Code: 1853120C0

Second Track: **1** – Wray (Rural Training Track)  
Program Code: 1853120C1

Second Track: **2** – Sunrise (Community Health Center)  
Program Code: 1853120C3

**Note:** See ACGME Specialty Codes on the following page.

# NRMP Program Results 2010 Main Residency Match

## ACGME SPECIALTY CODES 5th, 6th, and 7th Characters of the NRMP Program Code

SPECIALTY CODE	SPECIALTY
040	Anesthesiology
080	Dermatology
110	Emergency Medicine
120	Family Medicine
130	Medical Genetics
140	Internal Medicine
160	Neurological Surgery
180	Neurology
200	Nuclear Medicine
220	Obstetrics and Gynecology
240	Ophthalmology
260	Orthopaedic Surgery
280	Otolaryngology
300	Pathology-Anatomic and Clinical
320	Pediatrics
340	Physical Medicine & Rehabilitation
360	Plastic Surgery
362	Plastic Surgery (Integrated)
380	Preventive Medicine
400	Psychiatry
420	Radiology-Diagnostic
430	Radiation Oncology
440	Surgery-General
451	Vascular Surgery
461	Thoracic Surgery
480	Urology
700	Internal Medicine/Pediatrics
705	Internal Medicine/Emergency Medicine
715	Internal Medicine/Psychiatry
720	Psychiatry/Family Medicine
725	Pediatrics/Emergency Medicine
730	Pediatrics/Psychiatry/Child Psychiatry
735	Pediatrics/Physical Medicine & Rehabilitation
740	Internal Medicine/Family Medicine
745	Internal Medicine/Neurology
751	Internal Medicine/Preventive Medicine
755	Psychiatry/Neurology
765	Pediatrics/Medical Genetics
766	Internal Medicine/Medical Genetics
785	Internal Medicine/Dermatology
790	Pediatrics/Dermatology
795	Emergency Medicine/Family Medicine
999	Transitional Year

# NRMP Program Results 2010 Main Residency Match

## ALABAMA

### Baptist Health System-AL

BIRMINGHAM	Code	Quota	Matched
Internal Medicine	1903140C0	8	4
Medicine-Preliminary	1903140P0	5	5
Pathology	1903300C0	1	1
Radiology-Diagnostic	1903420C0	3	3
General Surgery	1903440C0	2	2
Surgery-Preliminary	1903440P0	4	1
Transitional	1903999P0	13	13

### Montgomery Fam Med Res-AL

MONTGOMERY	Code	Quota	Matched
Family Medicine	3082120C0	5	5

### Selma Fam Med Res-AL

SELMA	Code	Quota	Matched
Family Medicine	3061120C0	1	1

### St Vincent's East-AL

BIRMINGHAM	Code	Quota	Matched
Family Medicine	3060120C0	5	3

### U Alabama Med Ctr-Birmingham

BIRMINGHAM	Code	Quota	Matched
Anesthesiology	1007040A0	12	12
Anesthesiology	1007040C0	9	9
Dermatology	1007080A0	2	2
Emergency Medicine	1007110C0	10	10
Internal Medicine	1007140C0	40	40
Medicine-Preliminary	1007140P0	2	1
Neurological Surgery	1007160C0	3	3
Neurology	1007180C0	6	6
Obstetrics-Gynecology	1007220C0	8	8
Orthopaedic Surgery	1007260C0	6	6
Otolaryngology	1007280C0	3	3
Pathology	1007300C0	6	6
Pediatrics	1007320C0	18	18
Phys Medicine & Rehab	1007340A0	4	4
Psychiatry	1007400C0	6	6
Radiology-Diagnostic	1007420A0	8	8
Radiation-Oncology	1007430A0	2	2
General Surgery	1007440C0	10	10
Medicine-Pediatrics	1007700C0	4	4

### U Alabama Med Ctr-Montgomery

MONTGOMERY	Code	Quota	Matched
Internal Medicine	1009140C0	7	7
Medicine-Preliminary	1009140P0	3	3

### U Alabama SOM-Huntsville

HUNTSVILLE	Code	Quota	Matched
Family Medicine	2947120C0	12	12

### U Alabama SOM-Tuscaloosa

TUSCALOOSA	Code	Quota	Matched
Family Medicine	2955120C0	11	11

## U South Alabama Hospitals

MOBILE	Code	Quota	Matched
Family Medicine	1852120C0	6	4
Internal Medicine	1852140C0	14	11
Medicine-Preliminary	1852140P0	3	3
Med Prelim/Neurology	1852140P1	3	2
Neurology	1852180A0	3	2
Obstetrics-Gynecology	1852220C0	4	4
Orthopaedic Surgery	1852260C0	3	3
Pathology	1852300C0	4	4
Pediatrics	1852320C0	9	9
Psychiatry	1852400C0	4	4
Radiology-Diagnostic	1852420A0	5	5
General Surgery	1852440C0	4	4
Surgery-Preliminary	1852440P0	4	1
Medicine-Pediatrics	1852700C0	3	3

## ALASKA

### Alaska Family Med/Providence Hosp

ANCHORAGE	Code	Quota	Matched
Family Medicine	1313120C0	12	10

## ARIZONA

### Banner Good Samaritan Med Ctr-AZ

PHOENIX	Code	Quota	Matched
Family Medicine	1011120C0	8	8
Internal Medicine	1011140C0	18	18
Medicine-Preliminary	1011140P0	11	11
Obstetrics-Gynecology	1011220C0	8	8
Orthopaedic Surgery	1011260C0	4	4
Psychiatry	1011400C0	4	4
General Surgery	1011440C0	6	6
Surgery-Preliminary	1011440P1	6	4
Medicine-Pediatrics	1011700C0	6	6

### Maricopa Med Ctr-AZ

PHOENIX	Code	Quota	Matched
Emergency Medicine	1898110C0	14	14
Internal Medicine	1898140C0	8	8
Medicine-Preliminary	1898140P0	4	3
Ob-Gyn/Phoenix Integ	1898220C0	7	7
Ob-Gyn/Preliminary	1898220P0	1	1
Psychiatry	1898400C0	5	5
Radiology-Diagnostic	1898420A0	3	3
General Surgery	1898440C0	4	4
Surg-Prelim/Undesignated	1898440P0	6	1
Surg-Prelim/Designated	1898440P1	3	1

### Mayo School of Grad Med Educ-AZ

SCOTTSDALE	Code	Quota	Matched
Anesthesiology	3200040A0	3	3
Dermatology	3200080C0	2	2
Internal Medicine	3200140C0	10	10
Neurology	3200180C0	3	3
Otolaryngology	3200280C0	2	2
General Surgery	3200440C0	3	3
Surgery-Preliminary	3200440P0	4	4

# NRMP Program Results 2010 Main Residency Match

## Phoenix Baptist Hospital-AZ

PHOENIX	Code	Quota	Matched
Family Medicine	2002120C0	7	7

## Phoenix Childrens Hospital-AZ

PHOENIX	Code	Quota	Matched
Pediatrics	2952320C0	25	25

## Scottsdale Healthcare-Osborn-AZ

SCOTTSDALE	Code	Quota	Matched
Family Medicine	2967120C0	8	8

## St Josephs Hospital-AZ

PHOENIX	Code	Quota	Matched
Family Medicine	1012120C0	7	7
Internal Medicine	1012140C0	4	4
Medicine-Preliminary	1012140P0	9	9
Neurological Surgery	1012160C0	4	4
Neurology	1012180A0	6	6
Pathology	1012300C0	2	2
Pediatrics	1012320C0	9	9
Radiology-Diagnostic	1012420A0	5	5
Surgery-General	1012440C0	2	2
Surgery-Preliminary	1012440P0	2	0

## Tucson Hosps Med Ed-AZ

TUCSON	Code	Quota	Matched
Transitional	1014999P0	12	12

## U Arizona Affil Hosps

TUCSON	Code	Quota	Matched
Anesthesiology	1015040A0	12	12
Emergency Medicine	1015110C0	16	16
Family Medicine	1015120C0	8	8
Internal Medicine	1015140C0	20	20
Medicine-Preliminary	1015140P0	9	9
Neurological Surgery	1015160C0	1	1
Neurology	1015180A0	4	4
Obstetrics-Gynecology	1015220C0	4	4
Orthopaedic Surgery	1015260C0	3	3
Pathology	1015300C0	3	3
Pediatrics	1015320C0	15	15
Psychiatry	1015400C0	6	6
Radiology-Diagnostic	1015420A0	6	6
Radiation-Oncology	1015430A0	1	1
General Surgery	1015440C0	6	6
Surgery-Preliminary	1015440P0	5	3
Surgery-Prelim/Urology	1015440P1	1	1
Vascular Surgery	1015451C0	1	1
Pediatrics-Emergency Med	1015725C0	2	2

## U Arizona/UPHK GME Consortium

TUCSON	Code	Quota	Matched
Emergency Medicine	1371110C0	10	10
Family Medicine	1371120C0	4	4
Internal Medicine	1371140C0	3	3
Neurology	1371180C0	2	2
Psychiatry	1371400C0	5	5

## ARKANSAS

### U Arkansas-Little Rock

LITTLE ROCK	Code	Quota	Matched
Anesthesiology	1018040C0	14	14
Dermatology	1018080C0	3	3
Emergency Medicine	1018110C0	8	8
Family Medicine	1018120C0	3	3
Internal Medicine	1018140C0	19	19
Medicine-Preliminary	1018140P0	2	2
Neurological Surgery	1018160C0	1	1
Neurology	1018180C0	4	4
Obstetrics-Gynecology	1018220C0	5	5
Orthopaedic Surgery	1018260C0	4	4
Otolaryngology	1018280C0	3	3
Pathology	1018300C0	4	4
Pediatrics	1018320C0	25	25
Phys Medicine & Rehab	1018340C0	2	1
Psychiatry	1018400C0	7	7
Radiology-Diagnostic	1018420C0	6	6
Diag Rad/DIRECT Path	1018420C1	1	1
General Surgery	1018440C0	5	5
Surgery-Preliminary	1018440P0	10	2
Vascular Surgery	1018451C0	1	1
Medicine-Pediatrics	1018700C0	5	5

### UAMS-AHEC-El Dorado-AR

EL DORADO	Code	Quota	Matched
Family Medicine	2047120C0	5	5

### UAMS-AHEC-Fayetteville-AR

FAYETTEVILLE	Code	Quota	Matched
Family Medicine	3002120C0	9	9

### UAMS-AHEC-Ft Smith-AR

FORT SMITH	Code	Quota	Matched
Family Medicine	3003120C0	7	7

### UAMS-AHEC-Jonesboro-AR

JONESBORO	Code	Quota	Matched
Family Medicine	2048120C0	6	4

### UAMS-AHEC-Pine Bluff-AR

PINE BLUFF	Code	Quota	Matched
Family Medicine	3062120C0	6	5

### UAMS-AHEC-Texarkana-AR

TEXARKANA	Code	Quota	Matched
Family Medicine	3070120C0	7	7

## CALIFORNIA

### Alameda Co Med Ctr-CA

OAKLAND	Code	Quota	Matched
Emergency Medicine	1041110C0	10	10
Internal Medicine	1041140C0	8	8
Medicine-Primary	1041140M0	6	6
Medicine-Preliminary	1041140P0	13	13

# NRMP Program Results 2010 Main Residency Match

## Arrowhead Reg Med Ctr-CA

COLTON	Code	Quota	Matched
Family Medicine	1047120C0	5	5
Transitional	1047999P0	12	12

## CA Pacific Med Center

SAN FRANCISCO	Code	Quota	Matched
Internal Medicine	1061140C0	14	14
Medicine-Preliminary	1061140P0	14	14
Psychiatry	1061400C0	4	4
Radiation Oncology	1061430A0	1	1

## California Hosp Med Ctr

LOS ANGELES	Code	Quota	Matched
Family Medicine	2092120C0	6	6

## Cedars-Sinai Medical Center-CA

LOS ANGELES	Code	Quota	Matched
Anesthesiology	1030040C0	4	4
Internal Medicine	1030140C0	43	43
Medicine-Preliminary	1030140P0	10	10
Neurological Surgery	1030160C0	2	2
Obstetrics-Gynecology	1030220C0	6	6
Pathology	1030300C0	3	3
Psychiatry	1030400C0	5	5
Radiology-Diagnostic	1030420A0	3	3
General Surgery	1030440C0	4	4
Surgery-Preliminary	1030440P0	6	3

## Childrens Hosp-Oakland-CA

OAKLAND	Code	Quota	Matched
Pediatrics	1939320C0	26	26

## Childrens Hosp-Orange Co-CA

ORANGE	Code	Quota	Matched
Pediatrics	3173320C0	19	19

## Childrens Hospital-LA-CA

LOS ANGELES	Code	Quota	Matched
Pediatrics	1031320C0	27	27

## City Of Hope-CA

DUARTE	Code	Quota	Matched
Radiation Oncology	1183430A0	1	1

## Contra Costa Reg Med Ctr-CA

MARTINEZ	Code	Quota	Matched
Family Medicine	2071120C0	13	13

## Glendale Adventist Med Ctr-CA

GLENDALE	Code	Quota	Matched
Family Medicine	1023120C0	8	8

## Harbor-UCLA Med Ctr-CA

TORRANCE	Code	Quota	Matched
Anesthesiology	1067040A0	4	3
Dermatology	1067080A0	1	1
Emergency Medicine	1067110C0	15	15
Family Medicine	1067120C0	12	12
Internal Medicine	1067140C0	17	17
Medicine-Preliminary	1067140P0	4	4

Neurology	1067180A0	2	2
Obstetrics-Gynecology	1067220C0	5	5
Orthopaedic Surgery	1067260C0	4	4
Pathology	1067300C0	4	4
Pediatrics	1067320C0	10	7
Psychiatry	1067400C0	7	7
Radiology-Diagnostic	1067420A0	6	6
General Surgery	1067440C0	5	5
Surgery-Preliminary	1067440P0	13	4
Transitional	1067999P0	20	20

## Huntington Memorial Hosp-CA

PASADENA	Code	Quota	Matched
Internal Medicine	1044140C0	6	6
Medicine-Preliminary	1044140P0	4	4
General Surgery	1044440C0	2	2
Surgery-Preliminary	1044440P0	3	1

## Kaiser Perm-Orange Co-CA

SANTA ANA	Code	Quota	Matched
Family Medicine	1073120C0	6	6

## Kaiser Perm-Riverside-CA

RIVERSIDE	Code	Quota	Matched
Family Medicine	3620120C0	6	6

## Kaiser Perm-Santa Clara-CA

SANTA CLARA	Code	Quota	Matched
Internal Medicine	2135140C0	11	11
Medicine-Preliminary	2135140P0	5	5
Obstetrics-Gynecology	2135220C0	4	4

## Kaiser Perm-Woodland Hills-CA

WOODLAND HILLS	Code	Quota	Matched
Family Medicine	1001120C0	6	6

## Kaiser Permanente-Fontana-CA

FONTANA	Code	Quota	Matched
Family Medicine	2037120C0	9	9

## Kaiser Permanente-Oakland-CA

OAKLAND	Code	Quota	Matched
Internal Medicine	1042140C0	8	8
Internal Medicine/MPH	1042140C1	2	2
Medicine-Preliminary	1042140P0	6	6
Obstetrics-Gynecology	1042220C0	4	4
Otolaryngology	1042280C0	2	2
Pediatrics	1042320C0	6	6

## Kaiser Permanente-SF-CA

SAN FRANCISCO	Code	Quota	Matched
Internal Medicine	1959140C0	8	8
Medicine-Preliminary	1959140P0	7	7
Obstetrics-Gynecology	1959220C0	4	4
Medicine-Prevent Med	1959751C0	2	2

## Kaiser Permanente-So CA Region

PASADENA	Code	Quota	Matched
Dermatology	2055080A0	2	2
Family Medicine/LA Med Ctr	2055120C0	9	9
Internal Medicine	2055140C0	11	11

# NRMP Program Results 2010 Main Residency Match

## Kaiser Permanente-So CA Region (Continued)

Medicine-Preliminary	2055140P0	8	8
Neurology	2055180C0	2	2
Obstetrics-Gynecology	2055220C0	5	5
Pediatrics	2055320C0	7	5
Radiology-Diagnostic	2055420C0	3	3
Radiation-Oncology	2055430A0	1	1
General Surgery	2055440C0	3	3
Surgery-Preliminary	2055440P0	3	3
Surg-Prelim/Urology	2055440P1	2	2

## Kern Medical Center-CA

BAKERSFIELD	Code	Quota	Matched
Emergency Medicine	1921110A0	7	7
Family Medicine	1921120C0	6	6
Internal Medicine	1921140C0	8	8
Obstetrics-Gynecology	1921220C0	3	3
Psychiatry	1921400C0	5	5
General Surgery	1921440C0	2	2
Surgery-Preliminary	1921440P0	2	0

## Loma Linda University-CA

LOMA LINDA	Code	Quota	Matched
Anesthesiology	1024040A0	10	7
Anesthesiology	1024040C0	6	6
Dermatology	1024080A0	2	2
Emergency Medicine	1024110C0	13	13
Family Medicine	1024120C0	4	4
Family Medicine/Rural	1024120C1	4	4
Fam Med/Preventive Med	1024120C2	4	4
Internal Medicine	1024140C0	24	24
Medicine-Primary	1024140M0	3	3
Medicine-Preliminary	1024140P0	13	13
Neurological Surgery	1024160C0	1	1
Neurology	1024180A0	2	2
Neurology	1024180C0	1	1
Obstetrics-Gynecology	1024220C0	6	6
Orthopaedic Surgery	1024260C0	5	5
Otolaryngology	1024280C0	3	3
Pathology	1024300C0	3	3
Pediatrics	1024320C0	20	20
Phys Medicine & Rehab	1024340C0	4	3
Plastic Surgery (Integrated)	1024362C0	2	2
Prevent Med/Public Health	1024380C0	3	3
Psychiatry	1024400C0	7	7
Radiology-Diagnostic	1024420A0	9	9
Radiation-Oncology	1024430A0	1	1
General Surgery	1024440C0	4	4
Surgery-Preliminary	1024440P0	6	1
Surg-Prelim/Urology	1024440P3	2	2
Medicine-Pediatrics	1024700C0	3	3

## Long Beach Mem Med Ctr-CA

LONG BEACH	Code	Quota	Matched
Family Medicine	1027120C0	8	8

## Mercy Med Ctr-Merced-CA

MERCED	Code	Quota	Matched
Family Medicine	3080120C0	6	6

## Mercy Med Ctr-Redding-CA

REDDING	Code	Quota	Matched
Family Medicine/MFHC	3081120C0	6	6

## Methodist Hosp-Sacramento-CA

SACRAMENTO	Code	Quota	Matched
Family Medicine	1140120C0	7	7

## Natividad Med Ctr-CA

SALINAS	Code	Quota	Matched
Family Medicine	2971120C0	7	7

## Naval Med Ctr-San Diego-CA

SAN DIEGO	Code	Quota	Matched
Medicine-Preliminary	1403140P0	2	2

## Northridge Hosp Med Ctr-CA

NORTHRIDGE	Code	Quota	Matched
Family Medicine	3036120C0	7	7

## O'Connor Hospital-CA

SAN JOSE	Code	Quota	Matched
Family Medicine	3795120C0	8	8

## Olive View-UCLA Med Ctr-CA

SYLMAR	Code	Quota	Matched
Internal Medicine	2950140C0	19	19
Medicine-Preliminary	2950140P0	9	9

## Pomona Valley Hosp-CA

POMONA	Code	Quota	Matched
Family Medicine	1350120C0	3	3

## Presby Intercommunity Hosp-CA

WHITTIER	Code	Quota	Matched
Family Medicine	2013120C0	4	4
Fam Med/Tropical Med	2013120C1	2	2

## Riverside County Reg Med-CA

MORENO VALLEY	Code	Quota	Matched
Family Medicine	1850120C0	6	6

## San Joaquin Gen Hosp-CA

FRENCH CAMP	Code	Quota	Matched
Family Medicine	1021120C0	6	6
Internal Medicine	1021140C0	1	1
Medicine-Preliminary	1021140P0	2	2
General Surgery	1021440C0	2	2
Surgery-Preliminary	1021440P0	1	1

## San Mateo Behavioral Hlth & Recovery Svcs-CA

SAN MATEO	Code	Quota	Matched
Psychiatry	1010400C0	4	4

## Santa Barbara Cottage Hosp-CA

SANTA BARBARA	Code	Quota	Matched
Internal Medicine	1064140C0	3	3
Medicine-Preliminary	1064140P0	4	4
Radiology-Diagnostic	1064420A0	4	4
General Surgery	1064440C0	3	3

# NRMP Program Results 2010 Main Residency Match

## Santa Clara Valley MC-CA

SAN JOSE	Code	Quota	Matched
Internal Medicine	1063140C0	16	16
Medicine-Preliminary	1063140P0	12	12
Obstetrics-Gynecology	1063220C0	4	4
Radiology-Diagnostic	1063420A0	5	5
Transitional	1063999P0	15	15

## Scripps Clin/Green Hosp-CA

LA JOLLA	Code	Quota	Matched
Internal Medicine	1340140C0	11	11
Internal Med/Research	1340140C1	1	1

## Scripps Mercy Hosp-Chula Vista-CA

CHULA VISTA	Code	Quota	Matched
Family Medicine	1375120C0	7	7

## Scripps Mercy Hosp-San Diego-CA

SAN DIEGO	Code	Quota	Matched
Internal Medicine	1048140C0	11	11
Transitional	1048999P0	18	18

## St Mary Med Ctr-Long Beach-CA

LONG BEACH	Code	Quota	Matched
Internal Medicine	1025140C0	7	7
Medicine-Preliminary	1025140P0	7	7

## St Marys Medical Ctr-SF-CA

SAN FRANCISCO	Code	Quota	Matched
Internal Medicine	1057140C0	8	3
Medicine-Preliminary	1057140P0	8	8
Orthopaedic Surgery	1057260C0	3	3

## Stanford Univ Progs-CA

STANFORD	Code	Quota	Matched
Anesthesiology	1820040A0	24	24
Dermatology	1820080A0	6	6
Emergency Medicine	1820110C0	12	12
Internal Medicine	1820140C0	34	34
Medicine-Preliminary	1820140P0	8	8
Med Prelim/Neurology	1820140P1	2	2
Neurological Surgery	1820160C0	3	3
Neurology	1820180A0	5	5
Obstetrics-Gynecology	1820220C0	5	5
Orthopaedic Surgery	1820260C0	5	5
Otolaryngology	1820280C0	4	4
Pathology	1820300C0	7	7
Clinical Pathology Track	1820300R0	1	1
Pediatrics	1820320C0	26	26
Phys Medicine & Rehab	1820340A0	7	7
Plastic Surgery (Integrated)	1820362C0	3	3
Psychiatry	1820400A0	1	0
Psychiatry	1820400C0	10	10
Psychiatry/Research Trk	1820400C1	0	0
Radiology-Diagnostic	1820420A0	9	9
Radiation-Oncology	1820430A0	4	4
General Surgery	1820440C0	6	6
Surgery-Preliminary	1820440P0	5	4
Vascular Surgery	1820451C0	1	1
Thoracic Surgery	1820461C0	2	2

Urology	1820480C0	3	3
Trans/Anes Santa Clara	1820999P0	1	1

## Sutter Health-CA

SACRAMENTO	Code	Quota	Matched
Family Med/Sacramento	1135120C0	5	5
Family Medicine/Davis	1135120C1	2	2

## Sutter Medical Center of Santa Rosa

SANTA ROSA	Code	Quota	Matched
Family Medicine	1065120C0	12	12

## U Southern California

LOS ANGELES	Code	Quota	Matched
Anesthesiology	1033040A0	18	18
Dermatology	1033080A0	3	3
Emergency Medicine	1033110A0	2	2
Emergency Medicine	1033110C0	15	15
Internal Medicine	1033140C0	54	54
Medicine-Preliminary	1033140P0	1	1
Neurological Surgery	1033160C0	2	2
Neurology	1033180A0	5	5
Obstetrics-Gynecology	1033220C0	8	8
Orthopaedic Surgery	1033260C0	10	10
Otolaryngology	1033280C0	4	4
Pathology	1033300C0	7	7
Pediatrics	1033320C0	11	6
Plastic Surgery (Integrated)	1033362C0	3	3
Psychiatry	1033400C0	12	12
Radiology-Diagnostic	1033420A0	10	10
Radiation Oncology	1033430A0	1	1
General Surgery	1033440C0	7	7
Surgery-Preliminary	1033440P0	12	12
Surg-Prelim/OMS	1033440P3	2	2
Surg-Prelim/Urology	1033440P4	3	3
Medicine-Pediatrics	1033700C0	6	6

## UC Davis Med Ctr-CA

SACRAMENTO	Code	Quota	Matched
Anesthesiology	1046040A0	12	12
Dermatology	1046080A0	3	3
Emergency Medicine	1046110C0	14	14
Family Medicine	1046120C0	11	8
Family Medicine/OB	1046120C2	1	1
Internal Medicine	1046140C0	21	21
Medicine-Primary	1046140M0	4	4
Medicine-Preliminary	1046140P0	4	4
Neurology	1046180A0	5	5
Neurology	1046180C0	0	0
Nuclear Medicine	1046200A0	1	1
Obstetrics-Gynecology	1046220C0	6	6
Orthopaedic Surgery	1046260C0	4	4
Ortho Surg/6 Yr Prog	1046260C1	1	1
Otolaryngology	1046280C0	3	3
Pathology	1046300C0	3	3
Pediatrics	1046320C0	12	12
Phys Medicine & Rehab	1046340A0	1	1
Phys Medicine & Rehab	1046340C0	2	2
Plastic Surgery	1046360A0	1	1

# NRMP Program Results 2010 Main Residency Match

## UC Davis Med Ctr-CA (Continued)

Psychiatry	1046400C0	8	8
Radiology-Diagnostic	1046420A0	8	8
General Surgery	1046440C0	7	7
Surgery-Preliminary	1046440P0	9	3
Surg-Prelim/Anesthesiology	1046440P1	2	2
Surg-Prelim/Plastic Surgery	1046440P2	1	1
Medicine-Psychiatry	1046715C0	2	2
Psychiatry-Family Med	1046720C0	2	2

## UC Irvine Med Ctr-CA

### ORANGE

	Code	Quota	Matched
Anesthesiology	1043040C0	10	10
Dermatology	1043080A0	5	5
Emergency Medicine	1043110C0	6	6
Family Medicine	1043120C0	9	9
Internal Medicine	1043140C0	22	22
Medicine-Preliminary	1043140P0	24	24
Med Prelim/Neurology	1043140P1	1	1
Neurological Surgery	1043160C0	1	1
Neurology	1043180A0	4	1
Obstetrics-Gynecology	1043220C0	6	6
Orthopaedic Surgery	1043260C0	4	4
Otolaryngology	1043280C0	2	2
Pathology	1043300C0	5	5
Pediatrics	1043320C0	16	16
Phys Medicine & Rehab	1043340A0	5	5
Plastic Surgery (Integrated)	1043362C0	2	2
Psychiatry	1043400C0	9	9
Radiology-Diagnostic	1043420A0	6	6
General Surgery	1043440C0	5	5
Surgery-Prelim/Non-Desig	1043440P0	1	1
Surgery-Prelim/Urology	1043440P1	2	2

## UC San Diego Med Ctr-CA

### SAN DIEGO

	Code	Quota	Matched
Anesthesiology	1049040A0	12	12
Dermatology	1049080A0	4	4
Emergency Medicine	1049110C0	7	7
Family Medicine	1049120C0	7	7
Internal Medicine	1049140C0	27	27
Int Med/Investigator Path	1049140C1	2	2
Medicine-Preliminary	1049140P0	9	9
Neurological Surgery	1049160C0	2	2
Neurology	1049180A0	4	4
Obstetrics-Gynecology	1049220C0	6	6
Orthopaedic Surgery	1049260C0	4	4
Otolaryngology	1049280C0	2	2
Pathology	1049300C0	4	4
Pediatrics	1049320C0	14	14
Psychiatry	1049400C0	8	8
Psychiatry/Research Trk	1049400C1	2	2
Radiology-Diagnostic	1049420A0	6	6
Rad-Diag/Research	1049420A1	3	3
General Surgery	1049440C0	6	6
Surgery-Preliminary	1049440P0	5	4
Surg-Prelim/Urology	1049440P2	2	2
Medicine-Pediatrics	1049700C0	4	4

Psychiatry-Family Med 1049720C0 2 2

## UC San Francisco-CA

### SAN FRANCISCO

	Code	Quota	Matched
Anesthesiology	1062040A0	6	6
Anesthesiology	1062040C0	9	9
Anesthesiology/Research Track	1062040C1	2	2
Anesthesiology/Critical Care Track	1062040C2	2	2
Dermatology	1062080A0	6	6
Derm-2+2/Scientists	1062080A1	1	1
Emergency Medicine	1062110C0	12	12
Family Medicine	1062120C0	13	13
Internal Medicine	1062140C0	44	44
Medicine-Primary/UC	1062140M0	10	10
Medicine-Primary/SFGH	1062140M1	6	6
Neurological Surgery	1062160C0	3	3
Neurology	1062180A0	2	2
Neurology	1062180C0	6	6
Obstetrics-Gynecology	1062220C0	9	9
Orthopaedic Surgery	1062260C0	6	6
Ortho Surg/Research	1062260C1	1	1
Otolaryngology	1062280C0	3	3
Pathology	1062300C0	10	10
Pediatrics	1062320C0	24	24
Pediatrics-Primary	1062320M0	4	4
Pediatrics-Preliminary	1062320P0	1	1
Plastic Surgery	1062360A0	3	3
Psychiatry	1062400C0	15	15
Radiology-Diagnostic	1062420A0	12	12
Radiation-Oncology	1062430A0	3	3
General Surgery	1062440C0	7	7
Surgery-Preliminary	1062440P0	21	6
Surg-Prelim/Plastic Surgery	1062440P1	3	3

## UC San Francisco-East Bay-CA

### OAKLAND

	Code	Quota	Matched
General Surgery	3625440C0	5	5
Surgery-Preliminary	3625440P0	7	0

## UC San Francisco-Fresno-CA

### FRESNO

	Code	Quota	Matched
Emergency Medicine	1022110C0	10	10
Family Medicine	1022120C0	8	8
Internal Medicine	1022140C0	9	9
Medicine-Preliminary	1022140P0	16	12
Obstetrics-Gynecology	1022220C0	3	3
Orthopaedic Surgery	1022260C0	3	3
Pediatrics	1022320C0	10	10
Psychiatry	1022400C0	3	3
General Surgery	1022440C0	4	4

## UCLA Medical Center-CA

### LOS ANGELES

	Code	Quota	Matched
Anesthesiology	1956040C0	21	21
Dermatology	1956080A0	3	3
Dermatology/5yr Star	1956080A1	0	0
Emergency Medicine	1956110C0	12	12
Fam Med/UCLA/Santa Monica	1956120C1	12	12
Internal Medicine	1956140C0	27	27

# NRMP Program Results 2010 Main Residency Match

## UCLA Medical Center-CA (Continued)

Medicine-Primary	1956140M0	3	3
Neurological Surgery	1956160C0	3	3
Neurology	1956180A0	8	8
Obstetrics-Gynecology	1956220C0	7	7
Ob-Gyn/Preliminary	1956220P0	2	0
Orthopaedic Surgery	1956260C0	6	6
Otolaryngology	1956280C0	5	5
Pathology	1956300C0	4	4
Pediatrics	1956320C0	29	29
Radiology-Diagnostic	1956420A0	10	10
Radiation Oncology	1956430A0	2	2
General Surgery	1956440C0	7	7
Surgery-Preliminary	1956440P0	6	1
Surg-Prelim/Urology	1956440P2	3	3
Medicine-Pediatrics	1956700C0	4	4

## UCLA Semel Inst for Neuroscience-CA

LOS ANGELES	Code	Quota	Matched
Psychiatry	3030400C0	11	11
Psych/Research 5 Yr	3030400C1	2	2
Psych/Harbor-NPI-WLAVA	3030400C2	1	1

## VA Greater LA Hlth Sys-CA

LOS ANGELES	Code	Quota	Matched
Phys Medicine & Rehab	1039340A0	8	8
Psychiatry/UCLA/SFVP	1039400C0	8	8

## Valley Consortium-CA

MODESTO	Code	Quota	Matched
Family Medicine	1444120C0	10	10

## Ventura Cnty Med Ctr-CA

VENTURA	Code	Quota	Matched
Family Medicine	1068120C0	14	14

## White Mem Med Ctr-LA-CA

LOS ANGELES	Code	Quota	Matched
Family Medicine	1040120C0	7	7
Internal Medicine	1040140C0	5	5
Medicine-Preliminary	1040140P0	4	4
Obstetrics-Gynecology	1040220C0	3	3
Pediatrics	1040320C0	5	5

## COLORADO

### Colorado Health Foundation

DENVER	Code	Quota	Matched
Transitional	2065999P0	12	12

### Denver Health Med Ctr-CO

DENVER	Code	Quota	Matched
Emergency Medicine	1077110C0	14	14

### Exempla St Joseph Hosp-CO

DENVER	Code	Quota	Matched
Family Medicine	1074120C0	8	8
Internal Medicine	1074140C0	6	6
Medicine-Preliminary	1074140P0	11	11
Obstetrics-Gynecology	1074220C0	5	5
General Surgery	1074440C0	3	3

Surgery-Preliminary	1074440P0	9	3
---------------------	-----------	---	---

### Ft Collins Fam Med-CO

FORT COLLINS	Code	Quota	Matched
Family Medicine	3063120C0	6	6

### North Colorado Med Ctr

GREELEY	Code	Quota	Matched
Family Medicine	1853120C0	6	6
Family Medicine/Wray	1853120C1	1	1
Family Med/Sunrise	1853120C2	1	1

### Penrose Hospital-CO

COLORADO SPRINGS	Code	Quota	Matched
Pathology	2021300C0	2	1

### St Anthony North Hospital

WESTMINSTER	Code	Quota	Matched
Family Medicine	1922120C0	9	9

### St Mary-Corwin Med Ctr-CO

PUEBLO	Code	Quota	Matched
Family Medicine	3005120C0	5	3

### St Marys Hospital-CO

GRAND JUNCTION	Code	Quota	Matched
Family Medicine	3069120C0	8	8

### U Colorado SOM-Denver

AURORA	Code	Quota	Matched
Anesthesiology	1076040A0	9	9
Anesthesiology	1076040C0	2	2
Dermatology	1076080A0	4	4
Family Med/Denver Hlth	1076120C0	2	2
Family Med/Rose Med Ctr	1076120C1	6	6
Family Med/Swedish Med	1076120C2	6	6
Family Med/Univ Hosp	1076120C3	6	6
Internal Medicine	1076140C0	38	38
Medicine-Primary	1076140M0	10	10
Medicine-Preliminary	1076140P0	7	3
Med Prelim/Neurology	1076140P1	1	1
Neurological Surgery	1076160C0	2	1
Neurology	1076180A0	5	2
Obstetrics-Gynecology	1076220C0	9	9
Orthopaedic Surgery	1076260C0	4	4
Otolaryngology	1076280C0	3	3
Pathology	1076300C0	5	5
Pediatrics	1076320C0	26	26
Phys Medicine & Rehab	1076340A0	4	4
Psychiatry	1076400C0	13	13
Radiology-Diagnostic	1076420A0	8	8
General Surgery	1076440C0	8	8
Surgery-Preliminary	1076440P0	12	4
Pediatrics-PM&R	1076735C0	1	1

## CONNECTICUT

### Bridgeport Hospital-CT

BRIDGEPORT	Code	Quota	Matched
Internal Medicine	1079140C0	7	7
Obstetrics-Gynecology	1079220C0	3	3

# NRMP Program Results 2010 Main Residency Match

## Bridgeport Hospital-CT (Continued)

Radiology-Diagnostic	1079420A0	3	3
----------------------	-----------	---	---

## Danbury Hospital-CT

DANBURY	Code	Quota	Matched
Internal Medicine	1081140C0	5	5
Medicine-Preliminary	1081140P0	4	4
Obstetrics-Gynecology	1081220C0	3	3
Pathology	1081300C0	1	1

## Greenwich Hospital-CT

GREENWICH	Code	Quota	Matched
Internal Medicine	1082140C0	5	5
Medicine-Preliminary	1082140P0	7	7

## Griffin Hospital-CT

DERBY	Code	Quota	Matched
Internal Medicine	1977140C0	3	3
Medicine-Preliminary	1977140P0	7	7
Medicine-Prevent Med/General	1977751C0	2	2
Medicine-Prevent Med/Cancer	1977751C1	1	0

## Hartford Hospital-CT

HARTFORD	Code	Quota	Matched
Psychiatry	1083400C0	5	5
Radiology-Diagnostic	1083420A0	5	5

## Hosp of St Raphael-CT

NEW HAVEN	Code	Quota	Matched
Internal Medicine	1090140C0	16	16
Medicine-Preliminary	1090140P0	7	7
Radiology-Diagnostic	1090420A0	4	4
General Surgery	1090440C0	4	4
Surgery-Preliminary	1090440P0	4	0
Transitional	1090999P0	9	9

## Middlesex Hospital-CT

MIDDLETOWN	Code	Quota	Matched
Family Medicine	1087120C0	4	4

## Norwalk Hospital-CT

NORWALK	Code	Quota	Matched
Internal Medicine	1093140C0	4	4
Medicine-Preliminary	1093140P0	5	5
Radiology-Diagnostic	1093420A0	2	2

## St Francis Hospital-CT

HARTFORD	Code	Quota	Matched
Obstetrics-Gynecology	1085220C0	4	4

## St Marys Hospital-CT

WATERBURY	Code	Quota	Matched
Internal Medicine	1096140C0	3	3
Medicine-Preliminary	1096140P0	4	3
General Surgery	1096440C0	2	2
Surgery-Preliminary	1096440P0	2	1

## St Vincents Med Ctr-CT

BRIDGEPORT	Code	Quota	Matched
Internal Medicine	1080140C0	8	8
Medicine-Preliminary	1080140P0	3	3

Radiology-Diagnostic	1080420A0	4	4
Transitional	1080999P0	6	6

## Stamford Hospital/Columbia-CT

STAMFORD	Code	Quota	Matched
Family Medicine	1095120C0	5	5
Internal Medicine	1095140C0	5	5
Medicine-Preliminary	1095140P0	2	2
Obstetrics-Gynecology	1095220C0	3	3
General Surgery	1095440C0	2	2
Surgery-Preliminary	1095440P0	2	2

## U Connecticut Hlth Ctr

FARMINGTON	Code	Quota	Matched
Anesthesiology	1094040A0	5	2
Dermatology	1094080A0	2	2
Emergency Medicine	1094110C0	12	12
Family Medicine	1094120C0	7	7
Internal Medicine	1094140C0	26	26
Medicine-Primary	1094140M0	6	6
Medicine-Preliminary	1094140P0	5	5
Med-Prelim/Neurology	1094140P1	1	1
Neurology	1094180A0	3	3
Obstetrics-Gynecology	1094220C0	9	9
Orthopaedic Surgery	1094260C0	4	4
Otolaryngology	1094280C0	2	2
Pediatrics	1094320C0	20	20
Psychiatry	1094400C0	5	5
Radiology-Diagnostic	1094420A0	2	2
General Surgery	1094440C0	5	5
Surgery-Preliminary	1094440P0	6	6
Surg-Prelim/Urology	1094440P1	2	2

## Waterbury Hospital-CT

WATERBURY	Code	Quota	Matched
General Surgery	1097440C0	2	2
Surgery-Preliminary	1097440P0	2	1

## Yale-New Haven Hosp-CT

NEW HAVEN	Code	Quota	Matched
Anesthesiology	1089040A0	18	13
Dermatology	1089080A0	3	3
Emergency Medicine	1089110C0	13	13
Internal Medicine	1089140C0	36	36
Medicine-Primary	1089140M0	14	14
Medicine-Preliminary	1089140P0	12	12
Medicine-Primary-Prelim	1089140P1	7	7
Med-Prelim/Neurology	1089140P2	1	1
Med-Prim-Prelim/Neurology	1089140P3	0	0
Neurological Surgery	1089160C0	2	1
Neurology	1089180A0	6	4
Obstetrics-Gynecology	1089220C0	6	3
Orthopaedic Surgery	1089260C0	5	5
Otolaryngology	1089280C0	2	2
Pathology/Comb-Anat & Clin	1089300C0	7	7
Anatomic Pathology Only	1089300C1	0	0
Clinical Pathology	1089300C2	1	1
Pediatrics	1089320C0	18	18
Plastic Surgery (Integrated)	1089362C0	2	2

# NRMP Program Results 2010 Main Residency Match

## Yale-New Haven Hosp-CT (Continued)

Psych/Yale-New Haven	1089400C0	6	6
Psychiatry/St Raphael	1089400C1	6	6
Combined Adult/Child Psych	1089400C2	2	2
Radiology-Diagnostic	1089420A0	10	10
Radiation-Oncology	1089430A0	3	3
General Surgery	1089440C0	6	6
Surgery-Preliminary	1089440P0	7	7
Vascular Surgery	1089451C0	1	1
Medicine-Pediatrics	1089700C0	4	4

## DELAWARE

### Christiana Care-DE

#### NEWARK

	Code	Quota	Matched
Emergency Medicine	1099110C0	12	12
Family Medicine	1099120C0	4	4
Internal Medicine	1099140C0	7	7
Medicine-Preliminary	1099140P0	5	5
Obstetrics-Gynecology	1099220C0	5	5
Radiology-Diagnostic	1099420A0	2	2
Radiology-Diagnostic	1099420C0	3	3
Rad-Diag/Direct Path	1099420C1	1	1
General Surgery	1099440C0	5	5
Medicine-Pediatrics	1099700C0	4	4
Medicine-Emergency Med	1099705C0	3	3
Emergency Med-Family Med	1099795C0	2	2
Transitional	1099999P0	6	6

### St Francis Hospital-DE

#### WILMINGTON

	Code	Quota	Matched
Family Medicine	2058120C0	4	4

## DISTRICT OF COLUMBIA

### Childrens Natl Med Ctr-DC

#### WASHINGTON

	Code	Quota	Matched
Pediatrics	1070320C0	22	22
Peds-Prelim/Child Neuro-2 yr	1070320C1	2	2
Pediatrics-Primary	1070320M0	4	4
Peds-CNMC Comm Hlth	1070320M1	4	4

### George Washington Univ-DC

#### WASHINGTON

	Code	Quota	Matched
Anesthesiology	1802040A0	5	5
Anesthesiology	1802040C0	2	2
Emergency Medicine	1802110C0	9	9
Internal Medicine	1802140C0	20	20
Medicine-Primary	1802140M0	5	5
Medicine-Preliminary	1802140P0	8	8
Neurological Surgery	1802160C0	1	1
Neurology	1802180A0	2	1
Obstetrics-Gynecology	1802220C0	10	10
Orthopaedic Surgery	1802260C0	4	4
Otolaryngology	1802280C0	2	2
Pathology	1802300C0	3	3
Psychiatry	1802400C0	6	6
Radiology-Diagnostic	1802420A0	5	5
General Surgery	1802440C0	4	4
Surg-Prelim/Urology	1802440P0	2	2

## Georgetown Univ Hosp-DC

#### WASHINGTON

	Code	Quota	Matched
Anesthesiology	1801040A0	4	4
Internal Medicine	1801140C0	29	29
Medicine-Preliminary	1801140P0	10	10
Neurological Surgery	1801160C0	2	2
Neurology	1801180A0	7	7
Orthopaedic Surgery	1801260C0	4	4
Otolaryngology	1801280C0	3	3
Pathology	1801300C0	2	2
Pediatrics	1801320C0	10	10
Plastic Surgery (Integrated)	1801362C0	3	3
Psychiatry	1801400C0	6	6
Radiology-Diagnostic	1801420A0	4	4
Radiation-Oncology	1801430A0	1	1
General Surgery	1801440C0	5	5
Surgery-Preliminary	1801440P0	3	3
Medicine-Pediatrics	1801700C0	4	4
Transitional	1801999P0	12	12

## Howard Univ Hosp-DC

#### WASHINGTON

	Code	Quota	Matched
Dermatology	2193080A0	2	2
Family Medicine	2193120C0	6	6
Internal Medicine	2193140C0	18	18
Medicine-Preliminary	2193140P0	11	11
Neurology	2193180A0	1	1
Obstetrics-Gynecology	2193220C0	4	4
Orthopaedic Surgery	2193260C0	4	4
Pathology	2193300C0	3	3
Psychiatry	2193400A0	0	0
Psychiatry	2193400C0	5	5
General Surgery	2193440C0	5	5
Surgery-Preliminary	2193440P0	4	4

## National Rehabilitation Hosp-DC

#### WASHINGTON

	Code	Quota	Matched
Phys Medicine & Rehab	3191340A0	4	4

## Providence Hospital-DC

#### WASHINGTON

	Code	Quota	Matched
Family Medicine	1803120C0	6	6
Internal Medicine	1803140C0	7	7

## St Elizabeths Hosp/DMH-DC

#### WASHINGTON

	Code	Quota	Matched
Psychiatry	1804400C0	5	5

## Washington Hosp Ctr-DC

#### WASHINGTON

	Code	Quota	Matched
Dermatology	1800080A0	2	2
Emergency Medicine	1800110C0	8	8
Internal Medicine	1800140C0	17	17
Medicine-Preliminary	1800140P0	13	13
Obstetrics-Gynecology	1800220C0	10	10
General Surgery	1800440C0	5	5
Surgery-Preliminary	1800440P0	9	0
Medicine-Dermatology	1800785C0	2	2

# NRMP Program Results 2010 Main Residency Match

## FLORIDA

### Bayfront Med Ctr-FL

#### ST PETERSBURG

	Code	Quota	Matched
Family Medicine	1911120C0	8	8
Obstetrics-Gynecology	1911220C0	4	4

### Cleveland Clinic Florida

#### WESTON

	Code	Quota	Matched
Internal Medicine	1383140C0	4	4
Med-Prelim/Neurology	1383140P0	2	2
Medicine-Preliminary	1383140P1	1	0
Neurology	1383180A0	2	2

### FSU-Sacred Heart Hospital-FL

#### PENSACOLA

	Code	Quota	Matched
Obstetrics-Gynecology	1826220C0	3	3
Pediatrics	1826320C0	7	6

### Florida Hosp-Orlando-FL

#### ORLANDO

	Code	Quota	Matched
Emergency Medicine	1102110C0	6	6
Family Medicine	1102120C0	12	12
Internal Medicine	1102140C0	6	6
Surgery-General	1102440C0	2	2

### Halifax Med Ctr-FL

#### DAYTONA BEACH

	Code	Quota	Matched
Family Medicine	1629120C0	8	8

### Jackson Memorial Hosp-FL

#### MIAMI

	Code	Quota	Matched
Anesthesiology	1104040A0	11	11
Anesthesiology Internship	1104040C3	16	16
Dermatology	1104080A0	8	8
Family Medicine	1104120C0	8	8
Internal Medicine	1104140C0	39	39
Medicine-Preliminary	1104140P0	9	9
Neurological Surgery	1104160C0	3	3
Neurology	1104180C0	10	10
Obstetrics-Gynecology	1104220C0	9	9
Orthopaedic Surgery	1104260C0	7	7
Otolaryngology	1104280C0	3	3
Pathology	1104300C0	3	3
Pediatrics	1104320C0	20	20
Phys Medicine & Rehab	1104340A0	6	6
Psychiatry	1104400C0	10	10
Radiology-Diagnostic	1104420A0	10	10
Radiation-Oncology	1104430A0	2	2
General Surgery	1104440C0	6	6
Surg-Prelim/Urology	1104440P0	3	3
Medicine-Pediatrics	1104700C0	4	4

### Mayo School of Grad Med Educ-FL

#### JACKSONVILLE

	Code	Quota	Matched
Anesthesiology	1032040A0	4	4
Dermatology	1032080A0	2	2
Family Medicine	1032120C0	5	5
Internal Medicine	1032140C0	8	8
Neurology	1032180A0	3	3

Radiology-Diagnostic	1032420A0	4	4
Radiation Oncology	1032430A0	1	1
General Surgery	1032440C0	2	2
Surgery-Preliminary	1032440P0	1	0
Surg-Prelim/Urology	1032440P1	1	1
Transitional	1032999P0	3	3
Transitional/Anesth	1032999P1	2	2
Transitional/Derm	1032999P2	1	0
Transitional/Diag Rad	1032999P3	2	0
Transitional/Rad Oncology	1032999P4	1	1

### Miami Childrens Hosp-FL

#### MIAMI

	Code	Quota	Matched
Pediatrics	1110320C0	22	22

### Mt Sinai Med Ctr-Miami-FL

#### MIAMI BEACH

	Code	Quota	Matched
Internal Medicine	1105140C0	3	3
Medicine-Preliminary	1105140P0	7	7
Radiology-Diagnostic	1105420A0	5	5
General Surgery	1105440C0	2	2
Surgery-Preliminary	1105440P0	4	0

### Orlando Health-FL

#### ORLANDO

	Code	Quota	Matched
Emergency Medicine	1107110C0	14	14
Internal Medicine	1107140C0	6	6
Medicine-Preliminary	1107140P0	2	1
Obstetrics-Gynecology	1107220C0	7	7
Orthopaedic Surgery	1107260C0	4	4
Pathology	1107300C0	1	1
Pediatrics	1107320C0	14	9
General Surgery	1107440C0	4	4
Surgery-Preliminary	1107440P0	6	3

### St Vincents Med Ctr-FL

#### JACKSONVILLE

	Code	Quota	Matched
Family Medicine	3125120C0	6	6

### Tallahassee Mem Healthcare-FL

#### TALLAHASSEE

	Code	Quota	Matched
Family Medicine	2926120C0	6	6

### U Florida COM-Jacksonville

#### JACKSONVILLE

	Code	Quota	Matched
Emergency Medicine	1101110C0	15	15
Internal Medicine	1101140C0	11	11
Medicine-Preliminary	1101140P0	4	4
Neurology	1101180A0	4	4
Obstetrics-Gynecology	1101220C0	6	6
Orthopaedic Surgery	1101260C0	4	4
Pathology	1101300C0	1	1
Pediatrics	1101320C0	11	11
Radiology-Diagnostic	1101420A0	5	5
General Surgery	1101440C0	4	4
Surgery-Preliminary	1101440P0	6	4

### U Florida COM-Shands Hosp

#### GAINESVILLE

	Code	Quota	Matched
Anesthesiology	1824040A0	8	8

# NRMP Program Results 2010 Main Residency Match

## U Florida COM-Shands Hosp (Continued)

Anesthesiology	1824040C0	10	10
Dermatology	1824080C0	2	2
Emergency Medicine	1824110C0	8	8
Family Medicine	1824120C0	8	8
Internal Medicine	1824140C0	24	24
Medicine-Preliminary	1824140P0	15	15
Med-Prelim/Neurology	1824140P1	3	3
Neurological Surgery	1824160C0	3	3
Neurology	1824180A0	4	4
Obstetrics-Gynecology	1824220C0	4	4
Orthopaedic Surgery	1824260C0	4	4
Otolaryngology	1824280C0	2	2
Pathology	1824300C0	4	4
Pediatrics	1824320C0	16	16
Psychiatry	1824400C0	8	6
Radiology-Diagnostic	1824420A0	11	11
Radiation Oncology	1824430A0	2	2
General Surgery	1824440C0	5	5
Surgery-Preliminary	1824440P0	10	5

## U South Florida COM-Tampa

TAMPA	Code	Quota	Matched
Dermatology	1109080C0	4	4
Emergency Medicine	1109110C0	10	10
Family Medicine	1109120C0	8	8
Internal Medicine	1109140C0	25	25
Med-Prelim/Ophthalmology	1109140P0	1	1
Neurological Surgery	1109160C0	2	2
Neurology	1109180C0	4	4
Obstetrics-Gynecology	1109220C0	5	5
Orthopaedic Surgery	1109260C0	4	4
Otolaryngology	1109280C0	2	2
Pathology	1109300C0	4	4
Pediatrics	1109320C0	17	17
Phys Medicine & Rehab	1109340C2	2	2
Plastic Surgery (Integrated)	1109362C0	3	3
Psychiatry	1109400C0	8	8
Radiology-Diagnostic	1109420C0	7	7
Radiation Oncology	1109430A0	2	2
General Surgery	1109440C0	6	6
Surgery-Preliminary	1109440P0	2	2
Surg-Prelim/Urology	1109440P1	3	3
Vascular Surgery	1109451C0	1	1
Medicine-Pediatrics	1109700C0	5	5

## UM Miller SOM at FAU-JFK Medical Ctr-FL

ATLANTIS	Code	Quota	Matched
Internal Medicine	1384140C0	16	16

## GEORGIA

### Atlanta Med Ctr-GA

ATLANTA	Code	Quota	Matched
Family Medicine	1112120C0	6	6
Internal Medicine	1112140C0	5	5
Orthopaedic Surgery	1112260C0	3	3
General Surgery	1112440C0	2	2
Surgery-Preliminary	1112440P0	1	1

Surg-Prelim/Anesthesiology 1112440P1 3 0

## Emory Univ SOM-GA

ATLANTA	Code	Quota	Matched
Anesthesiology	1113040A0	14	14
Dermatology	1113080A0	5	5
Emergency Medicine	1113110C0	19	19
Family Medicine	1113120C0	6	6
Internal Medicine	1113140C0	47	44
Int Med/Research Track	1113140C1	2	2
Medicine-Primary	1113140M0	5	5
Medicine-Preliminary	1113140P0	4	4
Neurological Surgery	1113160C0	3	3
Neurology	1113180A0	8	8
Obstetrics-Gynecology	1113220C0	9	9
Orthopaedic Surgery	1113260C0	5	5
Otolaryngology	1113280C0	3	3
Pathology	1113300C0	8	8
Pediatrics	1113320C0	20	20
Phys Medicine & Rehab	1113340A0	5	5
Psychiatry	1113400C0	11	11
Radiology-Diagnostic	1113420A0	14	14
Radiation-Oncology	1113430C0	3	3
General Surgery	1113440C0	9	9
Surgery-Preliminary	1113440P0	6	3
Surg-Prelim/Urology	1113440P1	3	3
Medicine-Psychiatry	1113715C0	2	2
Transitional	1113999P0	7	7
Transitional/Anesthesiology	1113999P1	4	4
Transitional/Neurology	1113999P2	4	4
Transitional/Radiology	1113999P3	9	9

## Floyd Med Ctr-GA

ROME	Code	Quota	Matched
Family Medicine	1992120C0	4	4

## Med Coll Georgia-Augusta

AUGUSTA	Code	Quota	Matched
Anesthesiology	1985040A0	5	4
Anesthesiology	1985040C0	3	3
Dermatology	1985080A0	3	3
Emergency Medicine	1985110C0	7	7
Family Medicine	1985120C0	8	8
Family Med/Waycross	1985120C1	2	2
Internal Medicine	1985140C0	16	16
Int Med/Research Clinician	1985140C1	1	1
Medicine-Preliminary	1985140P0	8	6
Neurological Surgery	1985160C0	1	1
Neurology	1985180A0	4	2
Obstetrics-Gynecology	1985220C0	4	4
Orthopaedic Surgery	1985260C0	2	2
Otolaryngology	1985280C0	2	2
Pathology	1985300C0	3	3
Pediatrics	1985320C0	14	13
Peds-Prelim/Child Neuro-2 yr	1985320P0	1	0
Psychiatry	1985400C0	5	4
Radiology-Diagnostic	1985420A0	4	4
General Surgery	1985440C0	5	5
Surg-Prelim/Urology	1985440P0	2	2

# NRMP Program Results 2010 Main Residency Match

## Med Ctr of Columbus-GA

COLUMBUS	Code	Quota	Matched
Family Medicine	1118120C0	9	9
Transitional	1118999P0	2	2

## Memorial Hlth-Univ Med Ctr-GA

SAVANNAH	Code	Quota	Matched
Family Medicine	1971120C0	6	2
Internal Medicine	1971140C0	9	9
Medicine-Preliminary	1971140P0	2	2
Obstetrics-Gynecology	1971220C0	4	4
Pediatrics	1971320C0	2	2
Radiology-Diagnostic	1971420A0	3	3
General Surgery	1971440C0	4	4

## Mercer U SOM/Med Ctr Central GA

MACON	Code	Quota	Matched
Family Medicine	1120120C0	7	7
Internal Medicine	1120140C0	4	4
Internal Medicine	1120140P0	2	2
Obstetrics-Gynecology	1120220C0	4	4
Pediatrics	1120320C0	4	4
General Surgery	1120440C0	4	4

## Morehouse Sch of Med-GA

ATLANTA	Code	Quota	Matched
Family Medicine	2099120C0	5	5
Internal Medicine	2099140C0	10	10
Medicine-Preliminary	2099140P0	4	1
Obstetrics-Gynecology	2099220C0	3	3
Pediatrics	2099320C0	6	6
Prevent Med/Public Health	2099380A0	1	0
Psychiatry	2099400C0	4	4
General Surgery	2099440C0	2	2

## Phoebe Putney Mem Hosp-GA

ALBANY	Code	Quota	Matched
Family Medicine	1020120C0	4	4

## HAWAII

### Tripler Army Med Ctr-HI

TRIPLER AMC	Code	Quota	Matched
Internal Medicine	1431140C0	3	2
Pediatrics	1431320C0	2	1

### University of Hawaii

HONOLULU	Code	Quota	Matched
Family Medicine	3350120C0	6	6
Internal Medicine	3350140C0	8	8
Medicine-Preliminary	3350140P0	6	6
Obstetrics-Gynecology	3350220C0	6	6
Ob-Gyn/Preliminary	3350220P0	1	1
Orthopaedic Surgery	3350260C0	1	1
Ortho Surg/Research	3350260C1	1	1
Pathology	3350300C0	3	3
Pediatrics	3350320C0	9	7
Psychiatry	3350400C0	8	8
General Surgery	3350440C0	3	3
Surgery-Preliminary	3350440P0	8	4

Transitional 3350999P0 9 9

## IDAHO

### Family Medicine Res of Idaho

BOISE	Code	Quota	Matched
Family Medicine	3039120C0	10	10
Family Medicine/Rural	3039120C1	2	2
Fam Med/Magic Valley Rural	3039120C2	1	1

### Idaho State University

POCATELLO	Code	Quota	Matched
Family Medicine	1005120C0	4	4

### VA Medical Ctr-Boise-ID

BOISE	Code	Quota	Matched
Medicine-Preliminary	1172140P0	6	6

## ILLINOIS

### Advocate Christ Med Ctr-IL

OAK LAWN	Code	Quota	Matched
Emergency Medicine	1131110C0	11	11
Family Medicine	1131120C0	4	3
Pediatrics	1131320C0	13	13

### Advocate IL Masonic Med Ctr

CHICAGO	Code	Quota	Matched
Anesthesiology	1137040C0	2	2
Internal Medicine	1137140C0	7	7
Medicine-Preliminary	1137140P0	8	8
Obstetrics-Gynecology	1137220C0	3	3
Radiology-Diagnostic	1137420A0	3	3

### Advocate Lutheran Gen Hosp-IL

PARK RIDGE	Code	Quota	Matched
Family Medicine	1176120C0	9	9
Internal Medicine	1176140C0	10	8
Medicine-Preliminary	1176140P0	8	8
Obstetrics-Gynecology	1176220C0	3	3
Pediatrics	1176320C0	12	12
Psychiatry	1176400C0	3	3

### Carle Foundation Hosp-IL

URBANA	Code	Quota	Matched
Family Medicine	1226120C0	3	3

### Cook County-Stroger Hospital-IL

CHICAGO	Code	Quota	Matched
Anesthesiology	1127040C0	1	1
Dermatology	1127080A0	3	3
Emergency Medicine	1127110C0	16	16
Internal Medicine	1127140C0	15	15
Medicine-Primary	1127140M0	2	1
Pediatrics	1127320C0	9	9
Radiology-Diagnostic	1127420A0	4	4

### Hinsdale Hospital-IL

HINSDALE	Code	Quota	Matched
Family Medicine	3006120C0	8	8

# NRMP Program Results 2010 Main Residency Match

## Jackson Park Hosp-IL

CHICAGO	Code	Quota	Matched
Family Medicine	1119120C0	3	3

## La Grange Mem Hosp-IL

LA GRANGE	Code	Quota	Matched
Family Medicine	3037120C0	5	5

## Loyola Univ Med Ctr-IL

MAYWOOD	Code	Quota	Matched
Anesthesiology	1170040A0	4	3
Anesthesiology	1170040C0	9	7
Dermatology	1170080A0	2	2
FM/Cook Cnty-Loy-Provident	1170120C0	12	9
Internal Medicine	1170140C0	29	29
Medicine-Preliminary	1170140P0	10	10
Neurological Surgery	1170160C0	2	2
Neurology	1170180C0	5	5
Obstetrics-Gynecology	1170220C0	4	4
Orthopaedic Surgery	1170260C0	5	5
Otolaryngology	1170280C0	3	3
Pathology	1170300C0	4	4
Pediatrics	1170320C0	8	8
Phys Medicine & Rehab	1170340A0	3	3
Psychiatry	1170400C0	2	2
Radiology-Diagnostic	1170420A0	6	6
Radiation-Oncology	1170430A0	2	2
General Surgery	1170440C0	6	6
Surgery-Preliminary	1170440P0	9	3
Surg-Prelim/Urology	1170440P2	3	3
Medicine-Pediatrics	1170700C0	4	4

## MacNeal Mem Hosp-IL

BERWYN	Code	Quota	Matched
Family Medicine	1121120C0	10	10
Transitional	1121999P0	16	16

## Marianjoy Rehab Hosp-IL

WHEATON	Code	Quota	Matched
Phys Medicine & Rehab	1103340A0	3	3

## Mercy Hosp & Med Ctr-IL

CHICAGO	Code	Quota	Matched
Internal Medicine	1141140C0	6	6
Obstetrics-Gynecology	1141220C0	3	3

## Mt Sinai Hosp Med Ctr-IL

CHICAGO	Code	Quota	Matched
Family Medicine	1144120C0	6	6
Obstetrics-Gynecology	1144220C0	3	3
Pediatrics	1144320C0	4	4

## Northwestern McGaw/CMH-IL

CHICAGO	Code	Quota	Matched
Pediatrics	1842320C0	31	31

## Northwestern McGaw/NMH/VA-IL

CHICAGO	Code	Quota	Matched
Anesthesiology/3 Yr	2247040A0	10	10
Anesthesiology/4 Yr	2247040C0	11	11

Dermatology	2247080A0	4	4
Emergency Medicine	2247110C0	12	12
Family Medicine	2247120C0	8	8
Internal Medicine	2247140C0	39	39
Medicine-Preliminary	2247140P0	2	2
Med-Prelim/Neurology	2247140P1	6	6
Neurological Surgery	2247160C0	2	2
Neurology	2247180A0	6	6
Obstetrics-Gynecology	2247220C0	12	12
Orthopaedic Surgery	2247260C0	9	9
Otolaryngology	2247280C0	3	3
Pathology	2247300C0	5	3
Path-Investigator Trk	2247300C1	0	0
Plastic Surgery (Integrated)	2247362C0	2	2
Psychiatry	2247400C0	8	8
Radiology-Diagnostic	2247420A0	7	7
Radiation Oncology/4 yr	2247430A0	2	2
General Surgery	2247440C0	5	5
Surgery-Preliminary	2247440P0	9	7
Vascular Surgery	2247451C0	1	1
Medicine-Dermatology	2247785C0	0	0

## Northwestern McGaw/RIC-IL

CHICAGO	Code	Quota	Matched
Phys Medicine & Rehab	2155340A0	8	8
Phys Medicine & Rehab	2155340C0	4	4

## Quincy Fam Prac Ctr-IL

QUINCY	Code	Quota	Matched
Family Medicine	2026120C0	3	3

## RFUMS/Chicago Med Sch-IL

NORTH CHICAGO	Code	Quota	Matched
Internal Medicine	3053140C0	18	18
Psychiatry	3053400C0	5	5

## Resurrection Med Ctr-IL

CHICAGO	Code	Quota	Matched
Emergency Medicine	1937110C0	13	13
Family Medicine	1937120C0	5	1
Transitional	1937999P0	14	14

## Rush University Med Ctr-IL

CHICAGO	Code	Quota	Matched
Anesthesiology	1147040A0	9	9
Anesthesiology	1147040C0	8	8
Dermatology	1147080A0	2	2
Internal Medicine	1147140C0	31	31
Medicine-Preliminary	1147140P0	5	5
Med-Prelim/Neurology	1147140P1	7	7
Neurological Surgery	1147160C0	2	2
Neurology	1147180A0	8	8
Obstetrics-Gynecology	1147220C0	6	6
Orthopaedic Surgery	1147260C0	5	5
Otolaryngology	1147280C0	1	1
Pathology	1147300C0	4	4
Pediatrics	1147320C0	11	11
Phys Medicine & Rehab	1147340A0	1	1
Phys Medicine & Rehab	1147340C0	3	3
Psychiatry	1147400C0	5	5

# NRMP Program Results 2010 Main Residency Match

## Rush University Med Ctr-IL (Continued)

Radiology-Diagnostic	1147420A0	4	4
Radiation Oncology	1147430A1	1	1
Radiation Oncology	1147430C1	1	1
General Surgery	1147440C0	8	8
Surgery-Preliminary	1147440P0	13	3
Medicine-Pediatrics	1147700C0	4	4

## Rush-Copley Mem Hosp-IL

AURORA	Code	Quota	Matched
Family Medicine	1323120C0	4	4

## SIU Carbondale-IL

CARBONDALE	Code	Quota	Matched
Family Medicine	2948120C0	2	2

## SIU Decatur-IL

DECATUR	Code	Quota	Matched
Family Medicine	2016120C0	3	3

## SIU SOM & Affil Hosps-IL

SPRINGFIELD	Code	Quota	Matched
Dermatology	2922080C0	2	2
Emergency Medicine	2922110C0	6	6
Family Medicine	2922120C0	6	6
Internal Medicine	2922140C0	14	14
Medicine-Preliminary	2922140P0	4	2
Neurology	2922180C0	2	2
Obstetrics-Gynecology	2922220C0	3	3
Orthopaedic Surgery	2922260C0	3	3
Otolaryngology	2922280C0	2	2
Pediatrics	2922320C0	6	6
Plastic Surgery (Integrated)	2922362C0	2	2
Psychiatry	2922400C0	3	3
Radiology-Diagnostic	2922420C0	3	3
General Surgery	2922440C0	3	3
Surg-Prelim/Urology	2922440P2	2	2
Medicine-Psychiatry	2922715C0	2	2

## Schwab Rehab Hosp-IL

CHICAGO	Code	Quota	Matched
Phys Medicine & Rehab	1339340A0	5	3

## St Francis Hosp-Evanston-IL

EVANSTON	Code	Quota	Matched
Internal Medicine	1168140C0	16	16
Medicine-Preliminary	1168140P0	7	7
Obstetrics-Gynecology	1168220C0	2	2
Radiology-Diagnostic	1168420A0	3	3
Transitional	1168999P0	10	10

## St Joseph Hosp-IL

CHICAGO	Code	Quota	Matched
Family Medicine	1405120C0	6	6
Internal Medicine	1405140C0	8	8
Medicine-Preliminary	1405140P0	5	5
Obstetrics-Gynecology	1405220C0	3	3
General Surgery	1405440C0	1	1
Surgery-Preliminary	1405440P0	3	0
Transitional	1405999P0	6	6

## Sts Mary and Elizabeth Med Ctr-IL

CHICAGO	Code	Quota	Matched
Family Medicine	1389120C0	5	5

## Swedish Covenant Hosp-IL

CHICAGO	Code	Quota	Matched
Family Medicine	1159120C0	4	3

## U IL-Methodist Med Ctr

PEORIA	Code	Quota	Matched
Family Medicine	2267120C0	10	10

## U IL-St Francis Med Ctr

PEORIA	Code	Quota	Matched
Emergency Medicine	1175110C0	10	10
Internal Medicine	1175140C0	6	6
Medicine-Preliminary	1175140P0	2	2
Neurological Surgery	1175160C0	1	1
Neurology	1175180C0	2	2
Obstetrics-Gynecology	1175220C0	3	3
Pediatrics	1175320C0	7	7
Radiology-Diagnostic	1175420C0	4	4
General Surgery	1175440C0	3	3
Medicine-Pediatrics	1175700C0	8	8

## U Illinois COM-Chicago

CHICAGO	Code	Quota	Matched
Anesthesiology	1150040C0	12	12
Dermatology	1150080A0	4	4
Emergency Medicine	1150110C0	13	13
Family Medicine/UIH	1150120C1	6	4
Internal Med/UIC Christ	1150140C0	17	17
Internal Medicine/UIH	1150140C1	31	31
Medicine-Prelim/UIH	1150140P0	8	8
Med-Prelim/UIC Christ	1150140P1	5	5
Neurological Surgery	1150160C0	2	2
Neurology	1150180A0	5	5
Obstetrics-Gynecology	1150220C0	7	7
Orthopaedic Surgery	1150260C0	7	7
Otolaryngology	1150280C0	4	4
Pathology	1150300C0	6	6
Pediatrics	1150320C0	12	12
Psychiatry/Adult+Child+Research	1150400A0	0	0
Psychiatry	1150400C0	9	9
Radiology-Diagnostic/UIC	1150420A0	7	7
General Surgery	1150440C0	6	6
Surgery-Preliminary	1150440P0	2	2
Medicine-Pediatrics	1150700C0	4	4
Medicine-Emergency Med	1150705C0	2	2

## U Illinois COM-Rockford

ROCKFORD	Code	Quota	Matched
Family Medicine	2268120C0	7	7
Fam Med/Dixon Rural	2268120C1	2	2

## U Illinois COM-Urbana

URBANA	Code	Quota	Matched
Internal Medicine	2046140C0	11	11
Medicine-Preliminary	2046140P0	4	4

# NRMP Program Results 2010 Main Residency Match

## UIC/Illinois Masonic FMR

CHICAGO	Code	Quota	Matched
Family Medicine	3131120C0	6	6

## UIC/Metro Group Hospitals-IL

CHICAGO	Code	Quota	Matched
General Surgery	2920440C0	6	6
Surgery-Preliminary	2920440P0	7	7

## UIC/Mt Sinai Hosp Med Ctr-IL

CHICAGO	Code	Quota	Matched
General Surgery	1287440C0	4	3
Surgery-Preliminary	1287440P0	2	0

## Univ of Chicago Med Ctr-IL

CHICAGO	Code	Quota	Matched
Anesthesiology	1160040A0	11	11
Anesthesiology	1160040C0	7	7
Dermatology	1160080A0	3	3
Emergency Medicine	1160110C0	16	16
Family Med/NorthShore	1160120C0	5	5
Internal Medicine	1160140C0	32	32
Int Med/MD Scientist	1160140C1	0	0
Internal Med/NorthShore	1160140C2	17	17
Medicine-Preliminary	1160140P0	7	5
Med-Prelim/Neurology	1160140P1	0	0
Med-Prelim/NorthShore	1160140P2	12	12
Med-Prelim/Neurology/NorthShore	1160140P3	1	1
Neurological Surgery	1160160C0	2	2
Neurology	1160180A0	5	5
Obstetrics-Gynecology	1160220C0	6	6
Orthopaedic Surgery	1160260C0	5	5
Otolaryngology	1160280C0	2	2
Pathology	1160300C0	7	7
Pathology-Clinical	1160300C1	0	0
Pathology/NorthShore	1160300C2	3	2
Pediatrics	1160320C0	20	20
Plastic Surgery	1160360A0	2	2
Psychiatry	1160400C0	4	4
Radiology-Diagnostic	1160420A0	7	7
Radiology-Diagnostic	1160420C0	2	2
Radiation-Oncology	1160430A0	3	3
General Surgery	1160440C0	6	6
Surg-Prelim/Plastic Surgery	1160440P0	2	2
Urology	1160480C0	2	2
Medicine-Pediatrics	1160700C0	4	4
Transitional/NorthShore	1160999P0	10	10

## Weiss Memorial Hospital-IL

CHICAGO	Code	Quota	Matched
Internal Medicine	1846140C0	5	5
Medicine-Preliminary	1846140P0	3	2
Med-Prelim/Neurology	1846140P1	0	0
Transitional	1846999P0	8	8

## West Suburban Med Ctr-IL

OAK PARK	Code	Quota	Matched
Family Medicine	1173120C0	9	3
Internal Medicine	1173140C0	4	4

Medicine-Preliminary	1173140P0	3	3
----------------------	-----------	---	---

## Westlake Hospital-IL

MELROSE PARK	Code	Quota	Matched
Internal Medicine	1132140C0	7	7
Medicine-Preliminary	1132140P0	5	2

## INDIANA

### Ball Memorial Hosp-IN

MUNCIE	Code	Quota	Matched
Family Medicine	1192120C0	8	8
Internal Medicine	1192140C0	6	6
Pathology	1192300C0	1	1
Transitional	1192999P0	8	8

### Community Hospitals-IN

INDIANAPOLIS	Code	Quota	Matched
Family Medicine	3027120C0	7	7

### Deaconess Hospital-IN

EVANSVILLE	Code	Quota	Matched
Family Medicine	3029120C0	3	1

### Ft Wayne Med Ed Prog-IN

FORT WAYNE	Code	Quota	Matched
Family Medicine	1178120C0	5	5

### Indiana Univ Sch Of Med

INDIANAPOLIS	Code	Quota	Matched
Anesthesiology	1187040A0	21	21
Anesthesiology	1187040C0	4	4
Dermatology	1187080A0	1	1
Dermatology	1187080C0	2	2
Emergency Medicine	1187110C0	18	18
Family Medicine	1187120C0	4	4
Internal Medicine	1187140C0	36	36
Neurological Surgery	1187160C0	2	2
Neurology	1187180A0	2	2
Neurology	1187180C0	3	3
Obstetrics-Gynecology	1187220C0	10	10
Orthopaedic Surgery	1187260C0	5	5
Otolaryngology-Clinical	1187280C0	2	2
Otolaryngology-Research	1187280C1	1	1
Pathology	1187300C0	5	5
Pediatrics	1187320C0	24	24
Phys Medicine & Rehab	1187340A0	2	2
Phys Medicine & Rehab	1187340C0	1	0
Psychiatry	1187400C0	7	6
Radiology-Diagnostic	1187420A0	13	13
Radiology-Diagnostic	1187420C0	2	2
Radiation Oncology	1187430A0	1	1
General Surgery	1187440C0	9	9
Surgery-Preliminary	1187440P0	10	10
Vascular Surgery	1187451C0	1	1
Medicine-Pediatrics	1187700C0	12	12
Pediatrics-Emergency Med	1187725C0	3	3
Peds/Psych/Child Psych	1187730C0	2	2
Transitional	1187999P0	12	12

# NRMP Program Results 2010 Main Residency Match

## Memorial Hospital-IN

SOUTH BEND	Code	Quota	Matched
Family Medicine	1193120C0	8	8

## St Francis Hosp Ctr-IN

BEECH GROVE	Code	Quota	Matched
Family Medicine	2963120C0	6	6

## St Josephs Reg Med Ctr-IN

SOUTH BEND	Code	Quota	Matched
Family Medicine	1194120C0	9	7

## St Vincent Hosp Ctr-IN

INDIANAPOLIS	Code	Quota	Matched
Family Medicine	1189120C0	7	5
Internal Medicine	1189140C0	12	12
Medicine-Primary	1189140M0	2	2
Medicine-Preliminary	1189140P0	6	6
Obstetrics-Gynecology	1189220C0	5	5
Pediatrics	1189320C0	4	2
Medicine-Family Med	1189740C0	2	2
Transitional	1189999P0	18	18

## Union Hospital-IN

TERRE HAUTE	Code	Quota	Matched
Family Medicine	3007120C0	6	6

## IOWA

### Broadlawns Med Ctr-IA

DES MOINES	Code	Quota	Matched
Family Medicine	1199120C0	8	8
Transitional	1199999P0	4	4

### Cedar Rapids Med Ed Fdn-IA

CEDAR RAPIDS	Code	Quota	Matched
Family Medicine	1196120C0	6	6

### Central Iowa Health System

DES MOINES	Code	Quota	Matched
Family Med/IA Lutheran	1201120C0	6	4
Int Med/IA Methodist	1201140C0	8	8
Med-Prelim/IA Methodist	1201140P0	2	2
Peds/Blank Childrens	1201320C0	6	6
Gen Surg/IA Methodist	1201440C0	4	4
Surg-Prelim/IA Methodist	1201440P0	2	0
Trans/IA Methodist	1201999P0	4	4

### Mercy Med Ctr-North Iowa

MASON CITY	Code	Quota	Matched
Family Medicine	2015120C0	5	5

### Mercy Medical Center-Des Moines-IA

DES MOINES	Code	Quota	Matched
Family Medicine	1346120C0	8	8

### Northeast Iowa Med Ed Fdn

WATERLOO	Code	Quota	Matched
Family Medicine	3079120C0	6	3

## Quad Cities Genesis-IA

DAVENPORT	Code	Quota	Matched
Family Medicine	2969120C0	6	6

## Siouxland Med Ed Fdn-IA

SIOUX CITY	Code	Quota	Matched
Family Medicine	3022120C0	6	4

## U Iowa Hosps and Clinics

IOWA CITY	Code	Quota	Matched
Anesthesiology	1203040C0	10	10
Dermatology	1203080A0	4	4
Emergency Medicine	1203110C0	8	8
Family Medicine	1203120C0	6	6
Internal Medicine	1203140C0	19	19
Medicine-Preliminary	1203140P0	4	4
Med-Prelim/Neurology	1203140P1	6	6
Neurological Surgery	1203160C0	2	2
Neurology	1203180A0	6	6
Obstetrics-Gynecology	1203220C0	5	5
Orthopaedic Surgery	1203260C0	6	6
Otolaryngology	1203280C0	3	3
Otolaryngology/Research	1203280C1	2	2
Pathology	1203300C0	5	5
Pediatrics	1203320C0	13	11
Psychiatry	1203400C0	6	6
Radiology-Diagnostic	1203420A0	8	8
Radiation-Oncology	1203430A0	2	2
General Surgery	1203440C0	6	6
Surg-Prelim/Urology	1203440P2	3	3
Medicine-Psychiatry	1203715C0	2	2
Psychiatry-Family Med	1203720C0	2	2

## KANSAS

### U Kansas SOM-Kansas City

KANSAS CITY	Code	Quota	Matched
Anesthesiology	1208040C0	8	8
Dermatology	1208080A0	3	3
Emergency Medicine	1208110C0	6	6
Family Medicine	1208120C0	9	9
Internal Medicine	1208140C0	10	10
Medicine-Preliminary	1208140P0	2	2
Med-Prelim / PM&R	1208140P1	1	1
Med-Prelim/Diag Radiology	1208140P3	5	5
Med-Prelim/Dermatology	1208140P5	0	0
Med-Prelim/Radiation Onc	1208140P6	1	1
Med-Prelim/Ophthalmology	1208140P7	1	1
Neurological Surgery	1208160C0	1	1
Neurology	1208180C0	4	4
Obstetrics-Gynecology	1208220C0	4	4
Orthopaedic Surgery	1208260C0	4	4
Otolaryngology	1208280C0	3	3
Pathology	1208300C0	3	3
Pediatrics	1208320C0	9	8
Phys Medicine & Rehab	1208340A0	3	3
Plastic Surgery (Integrated)	1208362C0	2	2
Psychiatry	1208400C0	3	3
Radiology-Diagnostic	1208420A0	6	6

# NRMP Program Results 2010 Main Residency Match

## U Kansas SOM-Kansas City (Continued)

Radiation Oncology	1208430A0	2	1
General Surgery	1208440C0	4	4
Surg-Prelim/Urology	1208440P1	2	2
Medicine-Psychiatry	1208715C0	2	1

## U Kansas SOM-Wichita

WICHITA	Code	Quota	Matched
Anesthesiology	3054040C0	5	5
Fam Med/Via Christi	3054120C0	12	12
Fam Med/Smoky Hill	3054120C1	4	4
Fam Med/Wesley	3054120C2	9	9
Internal Medicine	3054140C0	8	8
Medicine-Preliminary	3054140P0	6	4
Obstetrics-Gynecology	3054220C0	5	5
Orthopaedic Surgery	3054260C0	4	4
Pediatrics	3054320C0	5	5
Psychiatry	3054400C0	2	2
Radiology-Diagnostic	3054420A0	3	3
General Surgery	3054440C0	6	6
Surgery-Preliminary	3054440P0	1	0
Medicine-Pediatrics	3054700C0	3	1

## KENTUCKY

### St Elizabeth Med Ctr-KY

EDGEWOOD	Code	Quota	Matched
Family Medicine	1213120C0	8	8

### Trover Foundation-KY

MADISONVILLE	Code	Quota	Matched
Family Medicine	2912120C0	5	5

## U Kentucky Med Ctr

LEXINGTON	Code	Quota	Matched
Anesthesiology	1848040C0	12	12
Emergency Medicine	1848110C0	9	9
Family Medicine	1848120C0	6	6
Fam Med/East Kentucky	1848120C1	4	4
Fam Med/Rural-Morehead	1848120C3	2	2
Internal Medicine	1848140C0	14	14
Medicine-Primary	1848140M0	6	6
Internal Medicine	1848140P0	2	2
Neurological Surgery	1848160C0	2	2
Neurology	1848180C0	5	5
Obstetrics-Gynecology	1848220C0	5	5
Orthopaedic Surgery	1848260C0	4	4
Otolaryngology	1848280C0	2	2
Pathology	1848300C0	4	4
Pediatrics	1848320C0	7	5
Phys Medicine & Rehab	1848340C0	4	4
Plastic Surgery (Integrated)	1848362C0	2	2
Psychiatry	1848400C0	6	4
Radiology-Diagnostic	1848420A0	6	6
Radiation Oncology	1848430A0	1	0
General Surgery	1848440C0	6	6
Surgery-Preliminary	1848440P0	10	10
Surg-Prelim/Rad Onc	1848440P1	1	0
Surg-Prelim/Urology	1848440P4	2	2
Medicine-Pediatrics	1848700C0	6	6

Peds/Psych/Child Psych 1848730C0 2 2

## U Louisville SOM-KY

LOUISVILLE	Code	Quota	Matched
Anesthesiology	1217040C0	8	8
Dermatology	1217080A0	3	3
Emergency Medicine	1217110C0	10	10
Family Medicine	1217120C0	5	5
Family Med/Glasgow	1217120C1	3	3
Internal Medicine	1217140C0	21	21
Medicine-Preliminary	1217140P0	15	13
Neurological Surgery	1217160C0	1	1
Neurology	1217180A0	3	3
Obstetrics-Gynecology	1217220C0	6	6
Orthopaedic Surgery	1217260C0	4	4
Otolaryngology	1217280C0	2	2
Pathology	1217300C0	3	3
Pediatrics	1217320C0	20	20
Pediatrics-Preliminary	1217320P0	1	1
Phys Medicine & Rehab	1217340A0	2	2
Psychiatry	1217400C0	9	9
Radiology-Diagnostic	1217420A0	6	3
Radiation-Oncology	1217430A0	1	0
General Surgery	1217440C0	8	8
Surgery-Preliminary	1217440P0	2	2
Medicine-Pediatrics	1217700C0	5	5

## LOUISIANA

### Baton Rouge Gen Med Ctr-LA

BATON ROUGE	Code	Quota	Matched
Family Medicine	1139120C0	7	6

### E A Conway Med Ctr-LA

MONROE	Code	Quota	Matched
Family Medicine	2079120C0	8	8

### Earl K Long Med Ctr-LA

BATON ROUGE	Code	Quota	Matched
Emergency Medicine	1221110C0	15	15
Internal Medicine	1221140C0	13	12
Medicine-Preliminary	1221140P0	6	3
Obstetrics and Gynecology	1221220C0	4	4

### East Jefferson Gen Hosp-LA

METAIRIE	Code	Quota	Matched
Family Medicine	1404120C0	7	5

### LSU SOM-New Orleans-LA

NEW ORLEANS	Code	Quota	Matched
Anesthesiology	1224040C0	3	3
Dermatology	1224080A0	5	5
Emergency Medicine	1224110C0	11	11
Family Medicine	1224120C0	6	4
Family Med/Rural-Bogalusa	1224120C1	4	2
Internal Medicine	1224140C0	10	10
Medicine-Preliminary	1224140P0	7	7
Neurological Surgery	1224160C0	1	1
Neurology	1224180C0	3	3

# NRMP Program Results 2010 Main Residency Match

## LSU SOM-New Orleans-LA (Continued)

Obstetrics-Gynecology	1224220C0	7	7
Orthopaedic Surgery	1224260C0	4	4
Otolaryngology	1224280C0	3	3
Pathology	1224300C0	2	2
Pediatrics	1224320C0	16	16
Phys Medicine & Rehab	1224340C0	6	6
Psychiatry	1224400C0	10	10
Radiology-Diagnostic	1224420A0	3	3
General Surgery	1224440C0	7	7
Surgery-Preliminary	1224440P0	8	5
Medicine-Pediatrics	1224700C0	6	6
Medicine-Emergency Med	1224705C0	2	2

## LSUHSC Lake Charles-LA

LAKE CHARLES	Code	Quota	Matched
Family Medicine	1278120C0	8	7

## LSUHSC-Shreveport-LA

SHREVEPORT	Code	Quota	Matched
Anesthesiology	1232040C0	6	6
Emergency Medicine	1232110C0	7	7
Family Medicine	1232120C0	6	2
Family Med/N Caddo	1232120C1	2	1
Internal Medicine	1232140C0	8	8
Medicine-Primary	1232140M0	4	0
Medicine-Preliminary	1232140P0	8	8
Neurological Surgery	1232160C0	2	2
Neurology	1232180C0	3	3
Obstetrics-Gynecology	1232220C0	6	6
Orthopaedic Surgery	1232260C0	3	3
Otolaryngology	1232280C0	3	3
Pathology	1232300C0	4	4
Pediatrics	1232320C0	8	8
Psychiatry	1232400C0	6	6
Radiology-Diagnostic	1232420A0	4	4
General Surgery	1232440C0	5	5
Surg-Prelim/Urology	1232440P0	2	2
Medicine-Pediatrics	1232700C0	4	4
Emergency Med-Family Med	1232795C0	2	2

## Leonard J Chabert Med Ctr-LA

HOUMA	Code	Quota	Matched
Internal Medicine	1415140C0	5	5

## Ochsner Clinic Foundation-LA

NEW ORLEANS	Code	Quota	Matched
Anesthesiology	1966040C0	7	7
Internal Medicine	1966140C0	13	13
Medicine-Preliminary	1966140P0	10	10
Obstetrics-Gynecology	1966220C0	5	5
Orthopaedic Surgery	1966260C0	2	2
Radiology-Diagnostic	1966420C0	5	5
General Surgery	1966440C0	5	5
Surgery-Preliminary	1966440P0	5	4

## Our Lady of the Lake Reg Med Ctr-LA

BATON ROUGE	Code	Quota	Matched
-------------	------	-------	---------

Pediatrics	1421320C0	6	5
------------	-----------	---	---

## Rapides Reg Med Ctr-LA

ALEXANDRIA	Code	Quota	Matched
Family Medicine	1273120C0	4	0

## Tulane Univ SOM-LA

NEW ORLEANS	Code	Quota	Matched
Anesthesiology	3073040C0	6	6
Dermatology	3073080A0	3	3
Internal Medicine	3073140C0	26	26
Medicine-Preliminary	3073140P0	11	11
Med Prelim/Neurology	3073140P1	0	0
Med Prelim/Dermatology	3073140P2	3	3
Med Prelim/Radiology	3073140P3	1	1
Neurological Surgery	3073160C0	1	1
Neurology	3073180A0	3	3
Obstetrics-Gynecology	3073220C0	7	7
Orthopaedic Surgery	3073260C0	3	3
Otolaryngology	3073280C0	3	3
Pathology	3073300C0	3	3
Pediatrics	3073320C0	8	8
Preventive Medicine	3073380A0	1	0
Psychiatry	3073400C0	5	4
Radiology-Diagnostic	3073420A0	4	4
General Surgery	3073440C0	4	4
Surg-Prelim/Desig	3073440P0	2	2
Surg-Prelim/Non-Desig	3073440P1	2	0
Medicine-Pediatrics	3073700C0	4	4
Medicine-Psychiatry	3073715C0	2	2
Peds/Psych/Child Psych	3073730C0	2	2
Medicine-Neurology	3073745C0	1	1
Medicine-Prevent Med	3073751C0	1	0
Psychiatry-Neurology	3073755C0	1	1

## Univ Med Ctr-Lafayette-LA

LAFAYETTE	Code	Quota	Matched
Family Medicine	1225120C0	7	5
Internal Medicine	1225140C0	8	8
Medicine-Preliminary	1225140P0	1	1

## MAINE

### Central Maine Med Ctr

LEWISTON	Code	Quota	Matched
Family Medicine	2327120C0	1	0
Family Medicine/Rural	2327120C1	1	1

### Eastern Maine Med Ctr

BANGOR	Code	Quota	Matched
Family Medicine	2520120C0	6	1

### Maine Medical Center

PORTLAND	Code	Quota	Matched
Anesthesiology	1236040C0	5	5
Emergency Medicine	1236110C0	8	8
Family Medicine	1236120C0	7	7
Internal Medicine	1236140C0	12	12
Obstetrics-Gynecology	1236220C0	4	4
Pediatrics	1236320C0	6	6
Psychiatry	1236400C0	5	5

# NRMP Program Results 2010 Main Residency Match

## Maine Medical Center (Continued)

Radiology-Diagnostic	1236420C0	3	3
General Surgery	1236440C0	4	4
Surg-Prelim/Urology	1236440P1	1	1
Medicine-Pediatrics	1236700C0	3	3

## Maine-Dartmouth Family Med

AUGUSTA	Code	Quota	Matched
Family Medicine	2956120C0	6	6

## MARYLAND

### Franklin Square Hosp-MD

BALTIMORE	Code	Quota	Matched
Family Medicine	1240120C0	6	6
Internal Medicine	1240140C0	4	4
Medicine-Preliminary	1240140P0	5	5
Obstetrics-Gynecology	1240220C0	3	3

### Good Samaritan Hosp-MD

BALTIMORE	Code	Quota	Matched
Internal Medicine	3118140C0	5	5
Medicine-Preliminary	3118140P0	3	3

### Greater Baltimore Med Ctr-MD

BALTIMORE	Code	Quota	Matched
Medicine-Preliminary	1241140P0	7	7

### Harbor Hospital Ctr-MD

BALTIMORE	Code	Quota	Matched
Internal Medicine	1250140C0	2	2
Medicine-Preliminary	1250140P0	5	5
Transitional	1250999P0	7	7

### Johns Hopkins Bloomberg SPH-MD

BALTIMORE	Code	Quota	Matched
Prevent Med/PH-Bassett	3184380C0	1	0

### Johns Hopkins Hosp-MD

BALTIMORE	Code	Quota	Matched
Anesthesiology	1242040A0	16	16
Anesthesiology/Mercy	1242040C0	4	4
Anesthesiology/Sinai	1242040C1	1	1
Dermatology	1242080A0	4	4
Emergency Medicine	1242110C0	10	10
Internal Medicine	1242140C0	37	37
Medicine-Preliminary	1242140P0	2	2
Neurological Surgery	1242160C0	3	3
Neurology	1242180A0	7	7
Obstetrics-Gynecology	1242220C0	9	9
Orthopaedic Surgery	1242260C0	5	5
Otolaryngology	1242280C0	4	4
Pathology	1242300C0	5	5
Pediatrics	1242320C0	25	25
Peds-Prelim/Child Psych	1242320P0	1	1
Phys Medicine & Rehab	1242340A0	6	4
Plastic Surgery (Integrated)	1242362C0	2	2
Psychiatry	1242400C0	8	8
Radiology-Diagnostic	1242420A0	8	8
Rad-Diag/Research	1242420A1	2	2
Radiation-Oncology	1242430A0	3	3

General Surgery	1242440C0	6	6
Surgery-Preliminary	1242440P0	12	12
Medicine-Pediatrics	1242700C0	4	4

### Johns Hopkins/Bayview-MD

BALTIMORE	Code	Quota	Matched
Internal Medicine	1237140C0	8	8
Medicine-Primary	1237140M0	6	6
Medicine-Preliminary	1237140P0	5	5

### Johns Hopkins/Sinai-MD

BALTIMORE	Code	Quota	Matched
Internal Medicine	1893140C0	9	9
Medicine-Preliminary	1893140P0	11	11

### Maryland General Hosp

BALTIMORE	Code	Quota	Matched
Internal Medicine	1244140C0	7	7
Transitional	1244999P0	12	12

### Prince Georges Hosp Ctr-MD

CHEVERLY	Code	Quota	Matched
Internal Medicine	1905140C0	2	2
Medicine-Preliminary	1905140P0	2	2

### Sinai Hosp-Baltimore-MD

BALTIMORE	Code	Quota	Matched
Obstetrics-Gynecology	1249220C0	4	4
Pediatrics	1249320C0	6	6
Phys Medicine & Rehab	1249340A0	4	4
Surgery-General	1249440C0	2	2

### St Agnes Hospital-MD

BALTIMORE	Code	Quota	Matched
Internal Medicine	1247140P0	3	3
General Surgery	1247440C0	3	3
Surgery-Preliminary	1247440P0	4	4

### U MD-Mercy Med Ctr

BALTIMORE	Code	Quota	Matched
Medicine-Preliminary	1245140P0	12	12

### U Maryland Med Ctr

BALTIMORE	Code	Quota	Matched
Anesthesiology	1252040A0	7	4
Anesthesiology	1252040C0	6	6
Dermatology	1252080A0	3	3
Emergency Medicine	1252110C0	10	10
Family Medicine	1252120C0	8	6
Internal Medicine	1252140C0	28	26
Medicine-Preliminary	1252140P0	12	9
Med-Prelim/Neurology	1252140P1	0	0
Neurological Surgery	1252160C0	3	3
Neurology	1252180A0	5	5
Obstetrics-Gynecology	1252220C0	6	6
Orthopaedic Surgery	1252260C0	4	4
Ortho Surgery/Research	1252260C1	1	1
Otolaryngology	1252280C0	2	2
Pathology	1252300C0	4	4
Pediatrics	1252320C0	8	8
Psychiatry/Sheppard Pratt	1252400C0	13	13

# NRMP Program Results 2010 Main Residency Match

## U Maryland Med Ctr (Continued)

Radiology-Diagnostic	1252420A0	9	9
Radiation-Oncology	1252430A0	2	2
General Surgery	1252440C0	5	5
Surgery-Preliminary	1252440P0	6	1
Thoracic Surg-Cardio Int	1252461C0	1	1
Medicine-Pediatrics	1252700C0	4	4
Medicine-Emergency Med	1252705C0	2	2
Pediatrics-Emergency Med	1252725C0	2	2

## Union Memorial Hosp-MD

BALTIMORE	Code	Quota	Matched
Internal Medicine	1251140C0	10	10
Medicine-Preliminary	1251140P0	6	6
Orthopaedic Surgery	1251260C0	2	2
General Surgery	1251440C0	2	2
Surgery-Preliminary	1251440P0	1	1

## MASSACHUSETTS

### St Elizabeths Med Ctr-MA

BOSTON	Code	Quota	Matched
Anesthesiology	1266040A0	5	5
Internal Medicine	1266140C0	11	11
Medicine-Preliminary	1266140P0	6	6
Med Prelim/Neurology-Tufts	1266140P1	1	1
Psychiatry	1266400C0	1	1
General Surgery	1266440C0	3	3

### B I Deaconess Med Ctr-MA

BOSTON	Code	Quota	Matched
Anesthesiology	1256040A0	14	14
Anesthesiology	1256040C0	3	3
Emergency Medicine	1256110C0	12	12
Internal Medicine	1256140C0	48	48
Medicine-Preliminary	1256140P0	10	10
Med-Prelim/Neurology	1256140P1	2	2
Neurology	1256180A0	7	7
Obstetrics-Gynecology	1256220C0	5	5
Pathology	1256300C0	6	6
Pathology-Clinical	1256300C1	0	0
Pathology-Anatomical	1256300C2	1	1
Radiology-Diagnostic	1256420A0	10	10
General Surgery	1256440C0	9	9
Surgery-Preliminary	1256440P0	9	0

### Baystate Med Ctr-MA

SPRINGFIELD	Code	Quota	Matched
Anesthesiology-3 yr	1286040A0	1	1
Anesthesiology-4 yr	1286040C0	3	3
Emergency Medicine	1286110C0	12	12
Internal Medicine	1286140C0	8	8
Medicine-Preliminary	1286140P0	2	2
Obstetrics-Gynecology	1286220C0	5	5
Pathology	1286300C0	3	3
Pediatrics	1286320C0	7	7
Psychiatry	1286400C0	4	4
Radiology-Diagnostic	1286420A0	4	4
General Surgery	1286440C0	4	4
Surgery-Preliminary	1286440P0	2	1

Medicine-Pediatrics 1286700C0 8 8

## Berkshire Med Ctr-MA

PITTSFIELD	Code	Quota	Matched
Internal Medicine	1281140C0	1	1
Medicine-Preliminary	1281140P0	4	4
Pathology	1281300C0	1	0
Psychiatry	1281400C0	1	1
General Surgery	1281440C0	2	2
Surgery-Preliminary	1281440P0	4	3

## Boston Univ Med Ctr-MA

BOSTON	Code	Quota	Matched
Anesthesiology	1257040A0	9	9
Dermatology	1257080A0	5	5
Emergency Medicine	1257110C0	12	12
Family Medicine	1257120C0	6	6
Internal Medicine	1257140C0	41	41
Medicine-Primary	1257140M0	5	5
Medicine-Preliminary	1257140P0	14	14
Neurology	1257180A0	6	6
Obstetrics-Gynecology	1257220C0	4	4
Orthopaedic Surgery	1257260C0	4	4
Ortho Surg/Research	1257260C1	1	0
Otolaryngology	1257280C0	3	3
Phys Medicine & Rehab	1257340A0	4	4
Psychiatry	1257400C0	7	7
Radiology-Diagnostic	1257420A0	10	10
General Surgery	1257440C0	5	5
Surgery-Preliminary	1257440P0	9	0
Surg-Prelim/Urology	1257440P1	2	2

## Brigham & Womens Hosp-MA

BOSTON	Code	Quota	Matched
Anesthesiology	1265040A0	10	10
Anesthesiology	1265040C0	13	13
Emergency Medicine	1265110C0	15	15
Internal Medicine	1265140C0	41	41
Medicine-Primary/BWH	1265140M0	8	8
Medicine-Primary/HVMA	1265140M1	4	4
Med-Prelim/Brig	1265140P0	12	12
Med-Prelim/Neurology	1265140P1	4	4
Obstetrics-Gynecology/BWH-MGH	1265220C0	11	11
Path(AP only & comb AP/CP)	1265300C0	8	8
Clinical Pathology only	1265300C1	1	1
Plastic Surgery (Integrated)	1265362C0	3	3
Radiology-Diagnostic	1265420A0	10	10
Radiation Oncology	1265430A0	8	8
General Surgery	1265440C0	8	8
Surgery-Preliminary	1265440P0	10	10
Med-Peds/Harvard BWH/CHB	1265700C0	4	4

## Cambridge Health Alliance

CAMBRIDGE	Code	Quota	Matched
Family Medicine/Tufts	1268120C0	8	8
Medicine-Primary	1268140M0	5	5
Psychiatry	1268400C0	8	8
Medicine-Prevent Med	1268751C0	0	0
Transitional	1268999P0	7	7

# NRMP Program Results 2010 Main Residency Match

## Caritas Carney Hospital-MA

BOSTON	Code	Quota	Matched
Internal Medicine	1258140C0	6	6
Medicine-Preliminary	1258140P0	12	12
Transitional	1258999P0	7	7

## Childrens Hosp Boston-MA

BOSTON	Code	Quota	Matched
Neurological Surgery	1259160C0	2	2
Peds/Childrens Hosp	1259320C0	30	30
Peds-Primary/BMC	1259320M0	11	11
Pediatrics-Medical Genetics	1259765C0	0	0

## Grtr Lawrence Fam Hlth Ctr-MA

LAWRENCE	Code	Quota	Matched
Family Medicine	1283120C0	9	9

## Harvard Longwood Psych-MA

BOSTON	Code	Quota	Matched
Psychiatry	1270400C2	14	14

## Harvard South Shore-MA

BROCKTON	Code	Quota	Matched
Psychiatry	3120400C0	9	9

## Harvard/Spaulding-MA

BOSTON	Code	Quota	Matched
Phys Medicine & Rehab	1260340A0	7	7

## Lahey Clinic-MA

BURLINGTON	Code	Quota	Matched
Internal Medicine	3130140C0	10	10
Medicine-Preliminary	3130140P0	4	4
Med Prelim/Neurology-Tufts	3130140P1	2	2
Radiology-Diagnostic	3130420A0	4	4
General Surgery	3130440C0	2	2
Surg-Prelim/Urology	3130440P0	3	3

## Lemuel Shattuck Hosp-MA

BOSTON	Code	Quota	Matched
Transitional	3112999P0	6	6

## Mass Eye and Ear Infirmary

BOSTON	Code	Quota	Matched
Otolaryngology	1180280C0	4	4
Otolaryngology/Research	1180280C1	1	1

## Massachusetts Gen Hosp

BOSTON	Code	Quota	Matched
Anesthesiology PG 2-4	1261040A0	16	16
Anesthesiology PG 1-4	1261040C0	5	5
Derm/Harvard Combined	1261080A0	8	8
Internal Medicine	1261140C0	45	45
Medicine-Primary	1261140M0	8	8
Medicine-Preliminary	1261140P0	7	7
Med-Prelim-Neurology	1261140P1	4	4
Neurological Surgery	1261160C0	3	3
Neurology/MGH-BWH	1261180A0	17	17
Ortho Surg/Harvard Combined	1261260C0	12	12
Pathology	1261300C1	11	11

Pediatrics	1261320C0	14	14
Pediatrics-Preliminary	1261320P0	1	1
Psychiatry/Adult+Child	1261400A1	2	2
Psychiatry	1261400C1	14	14
Psych/Peds/MGH/McLean	1261400P2	2	2
Radiology-Diagnostic	1261420A0	9	9
General Surgery	1261440C0	8	8
Surgery-Preliminary	1261440P0	6	6
Med-Peds/Harvard MGH	1261700C2	4	4
Dermatology/Med BWH	1261785C0	1	1
Dermatology/Med BIDMC	1261785C1	1	1

## Metrowest-Framingham-MA

FRAMINGHAM	Code	Quota	Matched
Internal Medicine	1812140C0	8	8
Transitional	1812999P0	5	5

## Mt Auburn Hospital-MA

CAMBRIDGE	Code	Quota	Matched
Internal Medicine	1269140C0	6	6
Medicine-Preliminary	1269140P0	11	11
Radiology-Diagnostic	1269420A0	2	2

## Newton-Wellesley Hosp-MA

NEWTON	Code	Quota	Matched
Transitional	1280999P0	7	7

## North Shore Med Ctr/Salem Hosp-MA

SALEM	Code	Quota	Matched
Internal Medicine	1284140C0	6	6
Medicine-Preliminary	1284140P0	3	3

## St Vincent Hosp-Worcester-MA

WORCESTER	Code	Quota	Matched
Internal Medicine	1290140C0	10	10
Medicine-Preliminary	1290140P0	17	17
Radiology-Diagnostic	1290420A0	3	3

## Tufts Medical Center-MA

BOSTON	Code	Quota	Matched
Anesthesiology	1263040A0	6	6
Dermatology	1263080A0	2	0
Dermatology	1263080C0	2	0
Internal Medicine	1263140C0	24	24
Neurological Surgery	1263160C0	1	1
Neurology	1263180A0	5	5
Obstetrics-Gynecology	1263220C0	5	5
Orthopaedic Surgery	1263260C0	4	4
Otolaryngology	1263280C0	2	2
Pathology	1263300C0	2	2
Pediatrics	1263320C0	12	12
Phys Medicine & Rehab	1263340A0	4	4
Psychiatry	1263400C0	6	6
Radiology-Diagnostic	1263420A0	5	5
Radiation-Oncology	1263430A0	1	0
General Surgery	1263440C0	3	3
Surgery-Preliminary	1263440P0	5	5
Peds/Psych/Child Psych	1263730C0	0	0
Transitional	1263999P0	8	8

# NRMP Program Results 2010 Main Residency Match

## U Massachusetts Med School

WORCESTER	Code	Quota	Matched
Anesthesiology	3050040A0	2	0
Anesthesiology	3050040C0	4	2
Dermatology	3050080A0	3	3
Emergency Medicine	3050110C0	12	12
Fam Med/Hahnemann FHC	3050120C0	4	4
Fam Med/Queen St FHC	3050120C1	4	4
Family Med/Barre FHC	3050120C2	4	4
Family Med/Fitchburg	3050120C3	1	1
Internal Medicine	3050140C0	19	19
Medicine-Preliminary	3050140P0	7	7
Med-Prelim/Neurology	3050140P1	2	2
Neurology	3050180A0	4	4
Obstetrics-Gynecology	3050220C0	5	5
Orthopaedic Surgery	3050260C0	2	2
Pathology	3050300C0	1	1
Pediatrics	3050320C0	8	8
Plastic Surgery (Integrated)	3050362C0	2	2
Psychiatry	3050400C0	4	4
Psychiatry/Child Psych	3050400C1	2	2
Radiology-Diagnostic	3050420A0	4	4
General Surgery	3050440C0	6	6
Surgery-Preliminary	3050440P0	7	1
Vascular Surgery	3050451C0	1	1
Medicine-Pediatrics	3050700C0	4	4
Psychiatry-Neurology	3050755C1	1	1

Surg-Prelim/Plastic Surgery	2077440P1	2	2
Medicine-Pediatrics	2077700C0	4	4
Transitional	2077999P0	17	9

## Henry Ford HSC-MI

DETROIT	Code	Quota	Matched
Anesthesiology	1300040A0	4	4
Anesthesiology	1300040C0	5	5
Dermatology	1300080A0	6	6
Emergency Medicine	1300110C0	14	14
Family Medicine	1300120C0	2	2
Internal Medicine	1300140C0	33	33
Medicine-Preliminary	1300140P0	1	0
Neurological Surgery	1300160C0	2	2
Neurology	1300180A0	6	6
Obstetrics-Gynecology	1300220C0	4	4
Orthopaedic Surgery	1300260C0	6	6
Otolaryngology	1300280C0	2	2
Pathology	1300300C0	1	1
Psychiatry	1300400C0	4	4
Radiology-Diagnostic	1300420C0	9	9
Radiation-Oncology	1300430A0	1	1
General Surgery	1300440C0	6	6
Surgery-Preliminary	1300440P0	1	0
Surgery-Prelim/Urology	1300440P1	2	2
Medicine-Emergency Med	1300705C0	2	2
Transitional	1300999P0	14	14
Transitional/Neurology	1300999P1	4	4
Transitional/Anesthesiology	1300999P2	3	3

## MICHIGAN

### Childrens Hosp of Michigan

DETROIT	Code	Quota	Matched
Pediatrics	1843320C0	21	21

### Detroit Med Ctr Corporation-MI

DETROIT	Code	Quota	Matched
Internal Med/Sinai-Grace	1374140C0	12	12
Orthopaedic Surgery	1374260C0	4	4
Transitional Year	1374999P0	20	20
Transitional/Neurology	1374999P1	5	5

### Genesys Reg Med Ctr-MI

GRAND BLANC	Code	Quota	Matched
Emergency Medicine	1308110C0	1	1
Family Medicine	1308120C0	6	6

### Grand Rapids Med Ed-MI

GRAND RAPIDS	Code	Quota	Matched
Emergency Medicine	2077110C0	10	10
Family Medicine	2077120C0	11	7
Internal Medicine	2077140C0	7	7
Obstetrics-Gynecology	2077220C0	8	8
Orthopaedic Surgery	2077260C0	5	5
Ortho Surgery/Research	2077260C1	1	1
Pediatrics	2077320C0	14	14
Plastic Surgery	2077360A0	2	2
Radiology-Diagnostic	2077420C0	3	3
General Surgery	2077440C0	6	6
Surgery-Preliminary	2077440P0	3	0

### Hurley Medical Ctr-MI

FLINT	Code	Quota	Matched
Internal Medicine	1307140C0	9	9
Obstetrics-Gynecology	1307220C0	3	3
Pediatrics	1307320C0	4	4
Medicine-Pediatrics	1307700C0	2	2
Transitional	1307999P0	8	8
Trans/Radiology MSU-Flint	1307999P1	0	0

### Marquette Gen Hosp-MI

MARQUETTE	Code	Quota	Matched
Family Medicine	2014120C0	4	4

### McLaren Reg Med Ctr-MI

FLINT	Code	Quota	Matched
Family Medicine	1866120C0	5	5
Orthopaedic Surgery	1866260C0	2	2

### Michigan St Univ-East Lansing

LANSING	Code	Quota	Matched
Internal Medicine	2436140C0	8	8
Pediatrics	2436320C0	6	6
Phys Medicine & Rehab	2436340A0	1	1
Psychiatry	2436400C0	3	1
General Surgery	2436440C0	4	4
Surgery-Preliminary	2436440P0	3	2

### Michigan St Univ-Flint Med Ed

FLINT	Code	Quota	Matched
Radiology-Diagnostic	3110420A0	3	3

# NRMP Program Results 2010 Main Residency Match

## Michigan St Univ-Kalamazoo

KALAMAZOO	Code	Quota	Matched
Emergency Medicine	1314110C0	20	20
Family Medicine	1314120C0	2	2
Internal Medicine	1314140C0	4	4
Orthopaedic Surgery	1314260C0	3	3
Pediatrics	1314320C0	7	7
Psychiatry	1314400C0	3	3
General Surgery	1314440C0	2	2
Surgery-Preliminary	1314440P0	2	1
Medicine-Pediatrics	1314700C0	4	4
Transitional	1314999P0	8	8

## MidMichigan Med Center-MI

MIDLAND	Code	Quota	Matched
Family Medicine	1961120C0	6	1

## Munson Medical Center-MI

TRAVERSE CITY	Code	Quota	Matched
Family Medicine	1349120C0	4	4

## Oakland Physicians Med Ctr-MI

PONTIAC	Code	Quota	Matched
Family Medicine	1318120C0	2	2

## Oakwood Hospital-MI

DEARBORN	Code	Quota	Matched
Family Medicine	1946120C0	7	7
Internal Medicine	1946140C0	9	9
Medicine-Preliminary	1946140P0	3	3
Obstetrics-Gynecology	1946220C0	4	4
Radiology-Diagnostic	1946420C0	4	4
Transitional	1946999P0	8	8

## Providence Hospital-MI

SOUTHFIELD	Code	Quota	Matched
Family Medicine	1303120C0	5	5
Internal Medicine	1303140C0	4	3
Obstetrics-Gynecology	1303220C0	3	3
Radiology-Diagnostic	1303420A0	3	3
General Surgery	1303440C0	3	3
Surgery-Preliminary	1303440P0	3	3
Transitional	1303999P0	6	4
Trans/Radiology	1303999P1	2	2

## Sparrow Hospital-MI

LANSING	Code	Quota	Matched
Emergency Medicine	1315110C0	9	5
Family Medicine	1315120C0	3	3
Neurology	1315180A0	2	2
Obstetrics-Gynecology	1315220C0	4	4

## St John Hospital-MI

DETROIT	Code	Quota	Matched
Emergency Medicine	1915110C0	10	10
Family Medicine	1915120C0	5	5
Internal Medicine	1915140C0	4	4
Medicine-Preliminary	1915140P0	6	2
Obstetrics-Gynecology	1915220C0	4	4
Pediatrics	1915320C0	4	4

General Surgery	1915440C0	4	4
Surgery-Preliminary	1915440P0	4	4
Transitional	1915999P0	4	4

## St Joseph Mercy-Ann Arbor-MI

ANN ARBOR	Code	Quota	Matched
Internal Medicine	1292140C0	13	13
Medicine-Preliminary	1292140P0	9	9
Obstetrics-Gynecology	1292220C0	4	4
General Surgery	1292440C0	4	4
Surgery-Preliminary	1292440P0	3	0
Transitional	1292999P0	12	12

## St Joseph Mercy-Lingston-MI

HOWELL	Code	Quota	Matched
Family Medicine	1400120C0	6	2

## St Joseph Mercy-Oakland-MI

PONTIAC	Code	Quota	Matched
Internal Medicine	1319140C0	6	6
Radiology-Diagnostic	1319420A0	3	3
General Surgery	1319440C0	2	2
Surgery-Preliminary	1319440P0	2	2
Transitional	1319999P0	6	6

## St Mary Mercy Hospital

LIVONIA	Code	Quota	Matched
Family Medicine	1418120C0	5	5
Internal Medicine	1418140C0	10	10

## Synergy Med Ed Alliance-MI

SAGINAW	Code	Quota	Matched
Emergency Medicine	1320110C0	8	8
Family Medicine	1320120C0	5	5
Internal Medicine	1320140C0	6	6
Obstetrics-Gynecology	1320220C0	3	3
General Surgery	1320440C0	2	2

## U Michigan Hosps-Ann Arbor

ANN ARBOR	Code	Quota	Matched
Anesthesiology	1293040C0	24	24
Dermatology	1293080A0	8	8
Emergency Medicine	1293110C0	14	14
Family Med/Ypsilanti	1293120C0	4	4
Family Med/Chelsea	1293120C1	5	5
Internal Medicine	1293140C0	42	42
Neurological Surgery	1293160C0	3	3
Neurology	1293180A0	1	1
Neurology/UM	1293180C0	3	3
Neurology/St Jos	1293180C1	2	2
Obstetrics-Gynecology	1293220C0	6	6
Orthopaedic Surgery	1293260C0	6	6
Otolaryngology	1293280C0	3	3
Otolaryngology/Research	1293280C1	1	1
Pathology	1293300C0	6	6
Pediatrics	1293320C0	20	20
Peds-Prelim/Child Neurology	1293320P0	1	1
Phys Medicine & Rehab	1293340A0	6	6
Plastic Surgery (Integrated)	1293362C0	3	3
Psychiatry	1293400C0	11	11

# NRMP Program Results 2010 Main Residency Match

## U Michigan Hosps-Ann Arbor (Continued)

Radiology-Diagnostic	1293420A0	11	11
Radiation-Oncology	1293430A0	3	3
General Surgery	1293440C0	6	6
Surgery-Preliminary	1293440P0	3	0
Surg-Prelim/Urology	1293440P2	4	4
Vascular Surgery	1293451C0	1	1
Medicine-Pediatrics	1293700C0	8	8

## WSU/Detroit Med Ctr-MI

DETROIT	Code	Quota	Matched
Anesthesiology	1295040C0	10	10
Emergency Medicine	1295110C0	14	14
Emergency Med/Sinai-Grace	1295110C1	12	12
Int Med/Det/Harper/VA	1295140C0	23	23
Neurological Surgery	1295160C0	1	1
Neurology	1295180A0	7	7
Obstetrics-Gynecology	1295220C0	8	8
Pathology	1295300C0	3	3
Phys Medicine & Rehab	1295340A0	3	3
Psychiatry	1295400C0	8	8
Radiology-Diagnostic	1295420A0	8	8
Radiation-Oncology	1295430A0	2	2
General Surgery	1295440C0	8	8
Surgery-Preliminary	1295440P0	9	5
Medicine-Pediatrics	1295700C0	6	6
Pediatrics-PM&R	1295735C0	1	0
Pediatrics-Medical Genetics	1295765C0	2	0

## Wayne State University SOM-MI

DETROIT	Code	Quota	Matched
Dermatology	1361080A0	4	4
Family Medicine	1361120C0	5	5
Orthopaedic Surgery	1361260C0	3	3
Otolaryngology	1361280C0	4	4
Phys Medicine & Rehab	1361340A0	4	1
Transitional Year	1361999P0	14	9

## William Beaumont Hosp-MI

ROYAL OAK	Code	Quota	Matched
Anesthesiology	1978040C0	6	6
Emergency Medicine	1978110C0	13	13
Family Medicine/Troy	1978120C0	3	3
Family Med/Grosse Pointe	1978120C1	4	4
Internal Medicine	1978140C0	15	15
Medicine-Preliminary	1978140P0	1	0
Obstetrics-Gynecology	1978220C0	6	6
Orthopaedic Surgery	1978260C0	5	5
Pathology	1978300C0	2	2
Pediatrics	1978320C0	6	6
Phys Medicine & Rehab	1978340C0	4	4
Radiology-Diagnostic	1978420C0	10	10
Radiation-Oncology	1978430C0	3	3
General Surgery	1978440C0	5	5
Surgery-Preliminary	1978440P0	2	1
Surg-Prelim/Urology	1978440P1	2	1
Medicine-Pediatrics	1978700C0	4	4
Trans/Ophthalmology	1978999P1	2	2

## MINNESOTA

### Abbott Northwestern-MN

MINNEAPOLIS	Code	Quota	Matched
Internal Medicine	1330140C0	10	10

### Allina Fam Res Prog-MN

ST PAUL	Code	Quota	Matched
Family Medicine	1342120C0	6	6

### Hennepin Co Med Ctr-MN

MINNEAPOLIS	Code	Quota	Matched
Emergency Medicine	1329110C0	11	11
Family Medicine	1329120C0	5	5
Internal Medicine	1329140C0	18	18
Psychiatry	1329400C0	6	6
General Surgery	1329440C0	4	4
Surgery-Preliminary	1329440P0	4	1
Medicine-Emergency Med	1329705C0	2	2
Transitional	1329999P0	14	14

### Mayo School of Grad Med Educ-MN

ROCHESTER	Code	Quota	Matched
Anesthesiology	1328040A0	7	7
Anesthesiology	1328040C0	9	9
Dermatology	1328080A0	5	5
Dermatology/Research	1328080A1	1	1
Dermatology	1328080C0	2	2
Emergency Medicine	1328110C0	8	8
Family Medicine	1328120C0	8	8
Internal Medicine	1328140C0	45	45
Int Med/CI Research	1328140C1	3	3
Medicine-Preliminary	1328140P0	5	5
Neurological Surgery	1328160C0	3	3
Neurology	1328180A0	3	3
Neurology	1328180C0	6	6
Obstetrics-Gynecology	1328220C0	4	4
Orthopaedic Surgery	1328260C0	12	12
Otolaryngology	1328280C0	4	4
Pathology	1328300C0	5	5
Pediatrics	1328320C0	12	12
Phys Medicine & Rehab	1328340A0	5	5
Phys Medicine & Rehab	1328340C0	2	2
Psychiatry	1328400C0	9	9
Radiology-Diagnostic	1328420A0	12	12
Radiation-Oncology	1328430A0	3	3
General Surgery	1328440C0	11	11
Surgery-Preliminary	1328440P0	18	18
Surg-Prelim/Urology	1328440P3	5	5

### Regions Hosp/HealthPartners-MN

ST PAUL	Code	Quota	Matched
Emergency Medicine	1335110C0	10	10

### U Minnesota Med School

MINNEAPOLIS	Code	Quota	Matched
Anesthesiology	1334040A0	3	3
Anesthesiology	1334040C0	3	3
Dermatology	1334080A0	4	4
Family Med/Methodist	1334120C0	6	6

# NRMP Program Results 2010 Main Residency Match

## U Minnesota Med School (Continued)

Family Med/N Memorial	1334120C1	10	10
Family Med/Smileys	1334120C2	4	4
Family Med/St Johns	1334120C3	6	6
Family Med/St Josephs	1334120C4	7	7
Family Med/Mankato	1334120C5	3	1
Family Med/St. Cloud	1334120C6	3	3
Family Med/Duluth	1334120C7	10	9
Internal Medicine	1334140C0	23	23
Neurological Surgery	1334160C0	2	2
Neurology	1334180C0	6	6
Obstetrics-Gynecology	1334220C0	9	9
Orthopaedic Surgery	1334260C0	8	8
Otolaryngology	1334280C0	4	4
Pathology	1334300C0	5	5
Pediatrics	1334320C0	23	23
Phys Medicine & Rehab	1334340A0	1	1
Phys Medicine & Rehab	1334340C0	3	3
Psychiatry	1334400C0	7	7
Radiology-Diagnostic	1334420C0	9	9
Rad-Diagnostic/Direct Pathway	1334420C1	1	1
Radiation-Oncology	1334430A0	1	1
General Surgery	1334440C0	6	6
Surgery-Preliminary	1334440P0	7	5
Medicine-Pediatrics	1334700C0	10	10
Medicine-Dermatology	1334785C0	2	2

## MISSISSIPPI

### North Mississippi Med Ctr

TUPELO	Code	Quota	Matched
Family Medicine	1218120C0	6	6

### University Hosps-Jackson-MS

JACKSON	Code	Quota	Matched
Anesthesiology	1957040C0	8	8
Emergency Medicine	1957110C0	9	9
Family Medicine	1957120C0	10	10
Internal Medicine	1957140C0	20	20
Medicine-Preliminary	1957140P0	2	2
Med-Prelim/Ophthalmology	1957140P2	3	3
Neurological Surgery	1957160C0	2	2
Neurology	1957180C0	3	3
Obstetrics-Gynecology	1957220C0	6	6
Orthopaedic Surgery	1957260C0	4	4
Otolaryngology	1957280C0	3	3
Pathology	1957300C0	3	3
Pediatrics	1957320C0	12	12
Psychiatry	1957400C0	5	5
Radiology-Diagnostic	1957420A0	2	2
Radiology-Diagnostic	1957420C0	4	4
General Surgery	1957440C0	5	5
Surgery-Preliminary	1957440P0	2	0
Surg-Prelim/Urology	1957440P1	2	2
Medicine-Pediatrics	1957700C0	3	3

## MISSOURI

### Barnes-Jewish Hosp-MO

ST LOUIS	Code	Quota	Matched
Anesthesiology	1353040A0	6	6
Anesthesiology	1353040C0	12	12
Dermatology	1353080A0	7	7
Emergency Medicine	1353110C0	12	12
Internal Medicine	1353140C0	47	47
Medicine-Preliminary	1353140P0	5	5
Neurological Surgery	1353160C0	3	3
Neurology	1353180C0	9	9
Obstetrics-Gynecology	1353220C0	9	9
Orthopaedic Surgery	1353260C0	6	6
Otolaryngology	1353280C0	3	3
Otolaryngology/Research	1353280C1	2	2
Clinical Pathology	1353300C0	2	2
Anat/Clin & Anat Path	1353300C1	7	7
Phys Medicine & Rehab	1353340A0	2	1
Phys Medicine & Rehab	1353340C0	2	2
Plastic Surgery	1353360A0	3	3
Psychiatry	1353400C0	10	10
Radiology-Diagnostic	1353420A0	17	17
Rad-Diag/Research	1353420A1	1	1
Radiation-Oncology	1353430A0	3	3
General Surgery	1353440C0	8	8
Surgery-Preliminary	1353440P0	3	3
Surg-Prelim/Plastic Surgery	1353440P1	3	3

### Childrens Mercy Hosp-MO

KANSAS CITY	Code	Quota	Matched
Pediatrics	1988320C0	24	24
Pediatrics-Preliminary	1988320P0	2	1

### Cox Medical Centers-MO

SPRINGFIELD	Code	Quota	Matched
Family Medicine	3167120C0	8	6

### Research Medical Center-MO

KANSAS CITY	Code	Quota	Matched
Family Medicine	2984120C0	13	13

### St Johns Mercy Med Ctr-MO

ST LOUIS	Code	Quota	Matched
Family Medicine	1362120C0	5	5
Internal Medicine	1362140C0	5	5
Obstetrics-Gynecology	1362220C0	6	6
Transitional	1362999P0	11	11

### St Louis Childrens-MO

ST LOUIS	Code	Quota	Matched
Pediatrics	1869320C0	25	25
Pediatrics-Preliminary	1869320P0	1	1
Peds-Prelim/Child Neurology	1869320P1	4	4

### St Louis Univ SOM-MO

ST LOUIS	Code	Quota	Matched
Anesthesiology	1365040C0	10	10
Dermatology	1365080A0	3	3
Emergency Medicine	1365110M0	6	6

# NRMP Program Results 2010 Main Residency Match

## St Louis Univ SOM-MO (Continued)

Family Medicine	1365120C0	6	6
Internal Medicine	1365140C0	24	24
Medicine-Preliminary	1365140P0	8	8
Neurological Surgery	1365160C0	1	1
Neurology	1365180C0	6	6
Obstetrics-Gynecology	1365220C0	6	6
Orthopaedic Surgery	1365260C0	4	4
Otolaryngology	1365280C0	2	2
Pathology	1365300C0	3	3
Pediatrics	1365320C0	13	13
Peds/Child Neurology	1365320C1	1	1
Plastic Surgery	1365360A0	2	2
Psychiatry	1365400C0	6	6
Radiology-Diagnostic	1365420A0	6	6
General Surgery	1365440C0	5	5
Surgery-Preliminary	1365440P0	5	1
Surg-Prelim/Plastic Surgery	1365440P1	2	2
Medicine-Pediatrics	1365700C0	4	4

## St Lukes Hospital-St Louis-MO

ST LOUIS	Code	Quota	Matched
Internal Medicine	1364140C0	8	8
Medicine-Preliminary	1364140P0	2	2

## St Marys Health Ctr-MO

ST LOUIS	Code	Quota	Matched
Internal Medicine	1999140C0	8	8
Medicine-Preliminary	1999140P0	4	4

## Univ of MO-KC Programs

KANSAS CITY	Code	Quota	Matched
Anesthesiology/St. Luke's	1343040C0	6	6
Emergency Medicine	1343110C0	10	10
Family Medicine	1343120C0	10	7
Internal Medicine	1343140C0	16	16
Medicine-Preliminary	1343140P0	9	9
Obstetrics-Gynecology	1343220C0	8	8
Orthopaedic Surgery	1343260C0	4	4
Pathology	1343300C0	3	3
Radiology-Diagnostic	1343420C0	6	6
General Surgery	1343440C0	5	5
Surgery-Preliminary	1343440P0	2	2
Medicine-Pediatrics	1343700C0	6	6

## Univ of MO-KC/Western MO

KANSAS CITY	Code	Quota	Matched
Psychiatry	2075400C0	2	2

## University Hosps-Columbia-MO

COLUMBIA	Code	Quota	Matched
Anesthesiology	1994040A0	2	2
Anesthesiology	1994040C0	2	2
Dermatology	1994080A0	3	3
Family Medicine	1994120C0	11	11
Internal Medicine	1994140C0	11	11
Medicine-Preliminary	1994140P0	4	4
Neurological Surgery	1994160C0	1	1
Neurology	1994180C0	1	1

Obstetrics-Gynecology	1994220C0	3	3
Orthopaedic Surgery/5 Yr	1994260C0	4	3
Otolaryngology	1994280C0	2	2
Pathology	1994300C0	1	1
Pediatrics	1994320C0	6	6
Phys Medicine & Rehab	1994340A0	4	3
Plastic Surgery (Integrated)	1994362C0	1	1
Psychiatry	1994400C0	3	3
Radiology-Diagnostic	1994420C0	4	4
General Surgery	1994440C0	3	3
Surgery-Preliminary	1994440P0	5	0
Surgery-Prelim/Urology	1994440P1	2	2
Medicine-Pediatrics	1994700C0	4	4

## MONTANA

### Montana Family Med-MT

BILLINGS	Code	Quota	Matched
Family Medicine	1216120C0	6	4

## NEBRASKA

### Clarkson Family Med Res-NE

OMAHA	Code	Quota	Matched
Family Medicine	3197120C0	6	6

### Creighton Univ Affil-NE

OMAHA	Code	Quota	Matched
Family Medicine	1372120C0	8	8
Internal Medicine	1372140C0	21	21
Medicine-Preliminary	1372140P0	10	10
Obstetrics-Gynecology	1372220C0	4	4
Pathology	1372300C0	3	2
Radiology-Diagnostic	1372420A0	3	3
General Surgery	1372440C0	4	4
Surgery-Preliminary	1372440P0	2	2

### Creighton-Nebraska Hlth Fnd

OMAHA	Code	Quota	Matched
Neurology	3155180A0	3	3
Orthopaedic Surgery	3155260C0	4	4
Pediatrics	3155320C0	14	10
Psychiatry	3155400C0	8	8

### Lincoln Med Ed Partnership-NE

LINCOLN	Code	Quota	Matched
Family Medicine	3021120C0	8	8

### U Nebraska Affil Hosp

OMAHA	Code	Quota	Matched
Anesthesiology	1376040A0	8	8
Emergency Medicine	1376110C0	7	7
Fam Med/Grand Island	1376120C1	1	0
Fam Med/North Platte	1376120C3	1	0
Fam Med/Scottsbluff	1376120C4	1	0
Fam Med/Traditional	1376120C5	2	0
Family Med/Kearney	1376120C6	1	1
Family Med/Urban Trk	1376120C7	2	1
Family Med/Norfolk	1376120C8	1	0
Internal Medicine	1376140C0	13	13
Medicine-Preliminary	1376140P0	8	8

# NRMP Program Results 2010 Main Residency Match

## U Nebraska Affil Hosp (Continued)

Neurological Surgery	1376160C0	2	2
Obstetrics-Gynecology	1376220C0	4	4
Otolaryngology	1376280C0	2	2
Pathology	1376300C0	3	3
Radiology-Diagnostic	1376420A0	6	6
General Surgery	1376440C0	4	4
Surgery-Preliminary	1376440P0	3	3
Medicine-Pediatrics	1376700C0	2	2

## NEVADA

### U Nevada Affil Hosps-Las Vegas

LAS VEGAS	Code	Quota	Matched
Emergency Medicine	2028110C0	8	6
Family Medicine	2028120C0	2	1
Internal Medicine	2028140C0	14	14
Medicine-Preliminary	2028140P0	6	2
Obstetrics-Gynecology	2028220C0	3	3
Pediatrics	2028320C0	12	12
Plastic Surgery (Integrated)	2028362C0	1	1
Psychiatry	2028400C0	4	4
General Surgery	2028440C0	3	3
Surgery-Preliminary	2028440P0	2	2

### U Nevada SOM-Reno

RENO	Code	Quota	Matched
Family Medicine	2017120C0	6	6
Internal Medicine	2017140C0	8	7
Medicine-Preliminary	2017140P0	9	8
Psychiatry	2017400C0	4	4

## NEW HAMPSHIRE

### Concord Hospital-NH

CONCORD	Code	Quota	Matched
Family Medicine	1091120C0	5	5

### Dartmouth-Hitchcock Med Ctr-NH

LEBANON	Code	Quota	Matched
Anesthesiology	1377040A0	2	2
Anesthesiology	1377040C0	6	6
Dermatology	1377080A0	2	2
Internal Medicine	1377140C0	15	15
Medicine-Primary	1377140M0	4	4
Medicine-Preliminary	1377140P0	3	3
Neurological Surgery	1377160C0	1	1
Neurology	1377180A0	3	2
Obstetrics-Gynecology	1377220C0	4	4
Orthopaedic Surgery	1377260C0	2	2
Ortho Surgery-TDI	1377260C1	2	2
Otolaryngology	1377280C0	1	0
Pathology	1377300C0	2	1
Pediatrics	1377320C0	5	5
Plastic Surgery	1377360A0	1	1
Psychiatry	1377400C0	5	5
Radiology-Diagnostic	1377420A0	5	5
General Surgery	1377440C0	4	4
Surgery-Preliminary	1377440P0	6	4
Surg-Prelim/Plastic Surgery	1377440P1	1	1

Vascular Surgery 1377451C0 1 1

## NEW JERSEY

### AtlantiCare Reg Med Ctr-NJ

ATLANTIC CITY	Code	Quota	Matched
Internal Medicine	1378140C0	6	6
Medicine-Preliminary	1378140P0	6	3

### Atlantic Health Sys-NJ

SUMMIT	Code	Quota	Matched
Pediatrics	3033320C0	6	6
Transitional	3033999P0	6	6

### Bergen Reg Med Ctr-NJ

PARAMUS	Code	Quota	Matched
Psychiatry	1908400C0	3	3

### Capital Hlth Sys Fuld-NJ

TRENTON	Code	Quota	Matched
Internal Medicine	2003140C0	5	5

### Englewood Hospital-NJ

ENGLEWOOD	Code	Quota	Matched
Internal Medicine	1386140C0	3	3
Medicine-Preliminary	1386140P0	3	3

### Hunterdon Medical Ctr-NJ

FLEMINGTON	Code	Quota	Matched
Family Medicine	1838120C0	6	2

### JFK Medical Center-NJ

EDISON	Code	Quota	Matched
Family Medicine	3043120C0	3	3

### Jersey City Medical Ctr-NJ

JERSEY CITY	Code	Quota	Matched
Internal Medicine	1390140C0	6	6
Medicine-Preliminary	1390140P0	3	2
Obstetrics-Gynecology	1390220C0	3	3

### Jersey Shore Univ Med Ctr-NJ

NEPTUNE	Code	Quota	Matched
Internal Medicine	1395140C0	6	6
Medicine-Preliminary	1395140P0	6	6
Obstetrics-Gynecology	1395220C0	3	3
Pediatrics	1395320C0	3	3

### Monmouth Medical Ctr-NJ

LONG BRANCH	Code	Quota	Matched
Internal Medicine	1392140C0	4	4
Obstetrics-Gynecology	1392220C0	2	2
Orthopaedic Surgery	1392260C0	2	2
Pediatrics	1392320C0	4	4
Radiology-Diagnostic	1392420A0	3	2
General Surgery	1392440C0	3	3
Surgery-Preliminary	1392440P0	4	2

### Morristown Mem Hosp-NJ

MORRISTOWN	Code	Quota	Matched
Emergency Medicine	1394110C0	6	6
Internal Medicine	1394140C0	8	8

# NRMP Program Results 2010 Main Residency Match

## Morristown Mem Hosp-NJ (Continued)

Medicine-Preliminary	1394140P0	6	6
Obstetrics and Gynecology	1394220C0	3	3
Radiology-Diagnostic	1394420A0	5	5
General Surgery	1394440C0	4	4
Surgery-Preliminary	1394440P0	4	4

## Mountainside Hosp-NJ

MONTCLAIR	Code	Quota	Matched
Family Medicine	1393120C0	2	2
Internal Medicine	1393140C0	5	5
Medicine-Preliminary	1393140P0	1	1

## Newark Beth Israel Med Ctr-NJ

NEWARK	Code	Quota	Matched
Emergency Medicine	1397110C0	7	7
Internal Medicine	1397140C0	8	8
Medicine-Preliminary	1397140P0	4	4
Obstetrics-Gynecology	1397220C0	3	3
Pediatrics	1397320C0	5	5
Medicine-Pediatrics	1397700C0	1	1

## Overlook Hospital-NJ

SUMMIT	Code	Quota	Matched
Family Medicine	1408120C0	5	5
Internal Medicine	1408140C0	3	3

## Raritan Bay Med Ctr-NJ

PERTH AMBOY	Code	Quota	Matched
Internal Medicine	1873140C0	8	8

## Seton Hall Univ Sch of Health & Med Sci-NJ

SOUTH ORANGE	Code	Quota	Matched
Internal Medicine	3194140C0	4	4
Internal Med/St Francis	3194140C1	5	5
Neurology	3194180A0	3	3
Psychiatry	3194400C0	1	1

## Somerset Medical Ctr-NJ

SOMERVILLE	Code	Quota	Matched
Family Medicine	1934120C0	2	2

## St Barnabas Med Ctr-NJ

LIVINGSTON	Code	Quota	Matched
Anesthesiology	1396040C0	4	4
Internal Medicine	1396140C0	9	9
Medicine-Preliminary	1396140P0	4	4
Obstetrics-Gynecology	1396220C0	5	5
Radiology-Diagnostic	1396420A0	4	4
General Surgery	1396440C0	4	4
Surgery-Preliminary	1396440P0	7	2

## St Josephs Reg Med Ctr-NJ

PATERSON	Code	Quota	Matched
Anesthesiology	1406040A0	3	3
Family Medicine	1406120C0	2	1
Internal Medicine	1406140C1	10	10
Obstetrics-Gynecology	1406220C0	2	2
Orthopaedic Surgery	1406260C0	3	3
Pediatrics	1406320C0	8	8

## St Peters University Hosp-NJ

NEW BRUNSWICK	Code	Quota	Matched
Internal Medicine	3211140C0	1	1
Obstetrics-Gynecology	3211220C0	2	2
Pediatrics	3211320C0	1	1

## UMDNJ-New Jersey Med-Newark

NEWARK	Code	Quota	Matched
Anesthesiology	1398040A0	8	8
Dermatology	1398080A0	2	2
Emergency Medicine	1398110C0	6	6
Internal Medicine	1398140C0	27	27
Medicine-Preliminary	1398140P0	10	10
Med-Prelim/Neurology	1398140P2	4	4
Neurological Surgery	1398160C0	3	3
Neurology	1398180A0	4	4
Obstetrics-Gynecology	1398220C0	6	6
Orthopaedic Surgery	1398260C0	6	6
Otolaryngology	1398280C0	2	2
Pathology	1398300C0	2	2
Pediatrics	1398320C0	15	15
Phys Medicine & Rehab	1398340A0	7	7
Plastic Surgery	1398360A0	2	2
Psychiatry	1398400C0	4	4
Radiology-Diagnostic	1398420A0	4	4
General Surgery	1398440C0	7	7
Surgery-Preliminary	1398440P0	6	4
Surg-Prelim/Urology	1398440P2	2	2
Surg-Prelim/Plastic Surgery	1398440P3	2	2
Medicine-Pediatrics	1398700C0	4	4

## UMDNJ-R W Johnson-Camden

CAMDEN	Code	Quota	Matched
Anesthesiology	1380040A0	3	3
Anesthesiology	1380040C0	1	1
Dermatology	1380080A0	1	1
Emergency Medicine	1380110C0	10	10
Internal Medicine	1380140C0	14	14
Medicine-Preliminary	1380140P0	7	7
Neurology	1380180A0	3	3
Obstetrics-Gynecology	1380220C0	4	4
Pediatrics	1380320C0	4	4
Psych/Cooper Hosp	1380400C0	4	4
Psych/Atlantic City MC	1380400C1	1	1
Radiology-Diagnostic	1380420A0	4	4
General Surgery	1380440C0	4	4

## UMDNJ-R W Johnson-Piscataway

NEW BRUNSWICK	Code	Quota	Matched
Anesthesiology	2918040A0	9	7
Emergency Medicine	2918110C0	6	6
Family Medicine/A-Prog	2918120C0	3	1
Family Medicine/B-Prog	2918120C1	1	1
Family Med/CentraState	2918120C2	4	3
Internal Medicine	2918140C0	21	21
Medicine-Preliminary	2918140P0	4	4
Neurology	2918180A0	3	3
Obstetrics-Gynecology	2918220C0	5	5
Orthopaedic Surgery	2918260C0	4	4

# NRMP Program Results 2010 Main Residency Match

## UMDNJ-R W Johnson-Piscataway (Continued)

Pathology	2918300C0	1	1
Pediatrics	2918320C0	11	11
Phys Medicine & Rehab	2918340A0	4	4
Psychiatry	2918400C0	6	6
Radiology-Diagnostic	2918420A0	5	5
Radiation Oncology	2918430A0	2	2
General Surgery	2918440C0	6	6
Surgery-Preliminary	2918440P0	5	5

## Underwood-Memorial Hosp-NJ

WOODBURY	Code	Quota	Matched
Family Medicine	2086120C0	1	1

## Warren Hospital-NJ

PHILLIPSBURG	Code	Quota	Matched
Family Medicine	2091120C0	3	3

## West Jersey Health Sys-NJ

VOORHESS	Code	Quota	Matched
Family Medicine	3084120C0	8	3

## NEW MEXICO

### Eastern NM Med Ctr-NM

ROSWELL	Code	Quota	Matched
Family Medicine	1297120C0	3	3

### Memorial Medical Ctr-NM

LAS CRUCES	Code	Quota	Matched
Family Medicine	1214120C0	5	5

### Northern NM Fam Prac-NM

SANTA FE	Code	Quota	Matched
Family Medicine	1277120C0	3	1

## U New Mexico SOM

ALBUQUERQUE	Code	Quota	Matched
Anesthesiology	1962040A0	1	1
Anesthesiology	1962040C0	6	6
Dermatology	1962080A0	2	1
Emergency Medicine	1962110C0	10	10
Family Medicine	1962120C0	12	12
Internal Medicine	1962140C0	20	20
Medicine-Preliminary	1962140P0	6	6
Med-Prelim/Neurology	1962140P1	4	4
Neurological Surgery	1962160C0	1	1
Neurology	1962180A0	4	4
Obstetrics-Gynecology	1962220C0	6	6
Orthopaedic Surgery	1962260C0	5	5
Otolaryngology	1962280C0	1	1
Pathology	1962300C0	3	3
Pediatrics	1962320C0	13	13
Psychiatry	1962400C0	8	8
Radiology-Diagnostic	1962420C0	6	6
General Surgery	1962440C0	4	4
Surg-Prelim/Urology	1962440P0	2	2
Surgery-Preliminary	1962440P1	3	0

## NEW YORK

### Albany Med Ctr Hosp-NY

ALBANY	Code	Quota	Matched
Anesthesiology	1414040C0	6	6
Emergency Medicine	1414110C0	10	10
Family Medicine	1414120C0	4	4
Internal Medicine	1414140C0	9	9
Medicine-Preliminary	1414140P0	6	5
Neurological Surgery	1414160C0	1	1
Neurology	1414180C0	4	4
Obstetrics-Gynecology	1414220C0	6	6
Orthopaedic Surgery	1414260C0	4	4
Otolaryngology	1414280C0	2	2
Pathology	1414300C0	1	1
Pediatrics-Primary	1414320M0	10	10
Phys Medicine & Rehab	1414340C0	2	2
Plastic Surgery (Integrated)	1414362C0	1	1
Psychiatry	1414400C0	6	6
Radiology-Diagnostic	1414420A0	5	5
General Surgery	1414440C0	4	4
Surgery-Preliminary	1414440P0	4	3
Medicine-Pediatrics	1414700C0	4	4

### Bronx Lebanon Hosp-NY

BRONX	Code	Quota	Matched
Internal Medicine	1471140C0	16	16
Obstetrics-Gynecology	1471220C0	2	2
Pediatrics-Primary	1471320M0	3	3
Radiology-Diagnostic	1471420A0	3	3
General Surgery	1471440C0	3	3
Surgery-Preliminary	1471440P0	4	4

### Brookdale Hosp Med Ctr-NY

BROOKLYN	Code	Quota	Matched
Anesthesiology	1419040A0	1	1
Medicine-Primary	1419140M0	2	2
Medicine-Preliminary	1419140P0	3	3
General Surgery	1419440C0	3	3
Surgery-Preliminary	1419440P0	1	1

### Brooklyn Hosp Ctr-NY

BROOKLYN	Code	Quota	Matched
Emergency Medicine	1420110C0	8	8
Family Medicine	1420120C0	2	2
Medicine-Primary	1420140M0	19	19
Obstetrics-Gynecology	1420220C0	1	1
Pediatrics	1420320C0	4	4
General Surgery	1420440C0	3	3
Surgery-Preliminary	1420440P0	1	0

### Coney Island Hospital-NY

BROOKLYN	Code	Quota	Matched
Internal Medicine	1422140C0	2	2

### Creedmoor Psych Ctr-NY

QUEENS VILLAGE	Code	Quota	Matched
Psychiatry	2599400C0	1	1

# NRMP Program Results 2010 Main Residency Match

## Einstein/Beth Israel Med Ctr-NY

NEW YORK	Code	Quota	Matched
Emergency Medicine	1470110C0	12	12
Family Medicine	1470120C0	8	8
Internal Medicine	1470140C0	21	21
Int Med/Categ/Learn & Earn	1470140C1	1	1
Int Med/Categ/Sabbath	1470140C2	4	4
Medicine-Preliminary	1470140P0	15	15
Med-Prelim/Neurology	1470140P1	1	1
Neurology	1470180A0	3	3
Obstetrics-Gynecology	1470220C0	4	4
Psychiatry	1470400C0	12	12
Radiology-Diagnostic	1470420A0	6	6
General Surgery	1470440C0	3	3
Surgery-Preliminary	1470440P0	14	6

## Einstein/Jacobi Med Ctr-NY

BRONX	Code	Quota	Matched
Emergency Medicine	3172110C0	18	18
Internal Medicine	3172140C0	19	19
Int Med/Sabbath Observed	3172140C1	0	0
Gen Int Med/Women's Hlth	3172140C2	0	0
Medical Science Pathway	3172140C3	0	0
Medicine-Primary	3172140M0	0	0
Medicine-Preliminary	3172140P0	8	5
Pediatrics	3172320C0	15	15
Radiology-Diagnostic	3172420A0	4	4

## Einstein/Montefiore Med Ctr-NY

BRONX	Code	Quota	Matched
Anesthesiology	3153040A0	12	12
Dermatology	3153080A0	4	4
Family Medicine	3153120C0	10	10
Internal Medicine	3153140C0	38	38
Internal Med/Social	3153140C1	5	5
Internal Medicine-Med Sci Pathway	3153140C2	0	0
Medicine-Primary	3153140M0	5	5
Medicine-Preliminary	3153140P0	14	14
Med Prelim/Neurology	3153140P1	2	2
Neurological Surgery	3153160C0	2	2
Neurology	3153180A0	9	4
Obstetrics-Gynecology	3153220C0	9	9
Orthopaedic Surgery	3153260C0	6	6
Otolaryngology	3153280C0	4	4
Pathology	3153300C0	6	6
Pediatrics	3153320C0	22	22
Peds-Primary/Social	3153320M0	4	4
Phys Medicine & Rehab	3153340A0	8	8
Plastic Surgery	3153360A0	2	2
Psychiatry	3153400C0	12	12
Radiology-Diagnostic	3153420A0	9	9
Radiation Oncology	3153430A0	3	3
General Surgery	3153440C0	6	6
Surgery-Preliminary	3153440P0	10	2
Surg-Prelim/Plastic Surgery	3153440P1	2	2

## Ellis Hospital-NY

SCHENECTADY	Code	Quota	Matched
Family Medicine	1513120C0	5	5

## Flushing Hospital Med Ctr-NY

FLUSHING	Code	Quota	Matched
Internal Medicine	1445140C0	5	5
Medicine-Preliminary	1445140P0	7	7
Ob-Gyn/Preliminary	1445220P0	1	1
Transitional	1445999P0	10	10

## Forest Hills Hosp-NSLIJ Hlth Sys-NY

FOREST HILLS	Code	Quota	Matched
Internal Medicine	2062140C0	12	12
Medicine-Preliminary	2062140P0	2	2

## Harlem Hospital Ctr-NY

NEW YORK	Code	Quota	Matched
Internal Medicine	1478140C0	22	22
Pediatrics	1478320C0	8	8
Psychiatry	1478400C0	2	2
Radiology-Diagnostic	1478420A0	3	3
General Surgery	1478440C0	3	3
Surgery-Preliminary	1478440P0	3	3

## Hosp For Special Surg-NY

NEW YORK	Code	Quota	Matched
Orthopaedic Surgery	3128260C0	8	8

## Interfaith Med Ctr-NY

BROOKLYN	Code	Quota	Matched
Medicine-Primary	1425140M0	2	2

## Jamaica Hosp Med Ctr-NY

JAMAICA	Code	Quota	Matched
Family Medicine	1449120C0	6	6
Internal Medicine	1449140C0	2	2

## Kingsbrook Jewish Med-NY

BROOKLYN	Code	Quota	Matched
Internal Medicine	1476140C0	5	5
Phys Medicine & Rehab	1476340A0	4	4

## Lenox Hill Hospital-NY

NEW YORK	Code	Quota	Matched
Internal Medicine	1483140C0	26	22
Medicine-Preliminary	1483140P0	16	16
Obstetrics-Gynecology	1483220C0	3	3
Orthopaedic Surgery	1483260C0	2	2
Pathology-Anatomic and Clinical	1483300C0	2	2
Radiology-Diagnostic	1483420A0	4	4
General Surgery	1483440C0	2	2
Surgery-Preliminary	1483440P0	8	0
Vascular Surgery	1483451C0	1	1

## Lincoln Medical Ctr-NY

BRONX	Code	Quota	Matched
Emergency Medicine	1484110A0	10	10
Internal Medicine	1484140C0	29	29
Internal Medicine	1484140P0	11	11
Obstetrics-Gynecology	1484220C0	1	1
Pediatrics-Primary	1484320M0	4	4
Psychiatry	1484400C0	1	1

# NRMP Program Results 2010 Main Residency Match

## Long Island Coll Hosp-NY

BROOKLYN	Code	Quota	Matched
Internal Medicine	1427140C0	5	5
Medicine-Preliminary	1427140P0	4	2
Obstetrics-Gynecology	1427220C0	2	2
Radiology-Diagnostic	1427420A0	4	4

## Long Island Jewish Med Ctr-NY

NEW HYDE PARK	Code	Quota	Matched
Emergency Medicine	1963110C0	9	9
Neurology	1963180A0	7	7
Obstetrics-Gynecology	1963220C0	5	5
Orthopaedic Surgery	1963260C0	3	3
Pathology	1963300C0	3	3
Phys Medicine & Rehab	1963340A0	4	4
Psychiatry	1963400C0	17	17
Radiology-Diagnostic	1963420A0	4	4
Medicine-Emergency Med	1963705C0	2	2

## Lutheran Medical Ctr-NY

BROOKLYN	Code	Quota	Matched
Family Medicine	1430120C0	1	1
Internal Medicine	1430140C0	2	0
Obstetrics-Gynecology	1430220C0	3	3

## Maimonides Med Ctr-NY

BROOKLYN	Code	Quota	Matched
Anesthesiology	1428040A0	5	5
Emergency Medicine	1428110C0	13	13
Internal Medicine	1428140C0	25	25
Medicine-Preliminary	1428140P0	17	16
Obstetrics-Gynecology	1428220C0	3	3
Orthopaedic Surgery	1428260C0	2	2
Pediatrics-Primary	1428320M0	15	15
Psychiatry	1428400C0	1	1
Radiology-Diagnostic	1428420A0	4	4
General Surgery	1428440C0	5	5
Surgery-Preliminary	1428440P0	4	4
Transitional	1428999P0	4	4

## Mary Imogene Bassett-NY

COOPERSTOWN	Code	Quota	Matched
Internal Medicine	1442140C0	3	3
Medicine-Primary	1442140M0	0	0
Medicine-Preliminary	1442140P0	3	2
General Surgery	1442440C0	3	3
Surgery-Preliminary	1442440P0	1	0
Transitional	1442999P0	9	9

## Memorial Sloan-Kettering-NY

NEW YORK	Code	Quota	Matched
Radiation-Oncology	1466430A0	5	5
Transitional	1466999P0	18	18

## Metropolitan Hosp Ctr-NY

NEW YORK	Code	Quota	Matched
Emergency Medicine	1473110C0	6	6
Internal Medicine	1473140C0	4	4
Medicine-Preliminary	1473140P0	3	3
Pediatrics	1473320C0	7	7

## Mid-Hudson Fam Health-NY

KINGSTON	Code	Quota	Matched
Family Medicine	2004120C0	6	6

## Mt Sinai Hospital-NY

NEW YORK	Code	Quota	Matched
Anesthesiology	1490040A0	6	6
Anesthesiology	1490040C0	12	12
Dermatology	1490080A0	4	4
Emergency Medicine	1490110C0	13	13
Internal Medicine	1490140C0	35	35
Research Medicine	1490140C1	4	4
Medicine-Primary	1490140M0	1	1
Medicine-Preliminary	1490140P0	9	9
Neurological Surgery	1490160C0	2	2
Neurology	1490180A0	8	8
Obstetrics-Gynecology	1490220C0	7	7
Orthopaedic Surgery	1490260C0	3	3
Otolaryngology	1490280C0	4	4
Pathology	1490300C0	5	5
Pediatrics	1490320C0	14	14
Phys Medicine & Rehab	1490340A0	6	6
Plastic Surgery	1490360A0	2	2
Psychiatry	1490400C0	10	10
Psych/Physician-Scientist	1490400C2	2	2
Radiology-Diagnostic	1490420A0	7	7
Radiation-Oncology	1490430A0	2	2
General Surgery	1490440C0	6	6
Surgery-Preliminary	1490440P0	10	7
Surg-Prelim/Designated	1490440P1	7	5
Surg-Prelim/Plastic Surgery	1490440P2	2	2
Vascular Surgery	1490451C0	2	2
Thoracic Surgery	1490461C0	1	1
Medicine-Pediatrics	1490700C0	3	3
Peds/Psych/Child Psych	1490730C0	2	2
Pediatrics-Medical Genetics	1490765C0	1	0
Medicine-Medical Genetics	1490766C0	0	0

## Mt Sinai SOM-Elmhurst-NY

ELMHURST	Code	Quota	Matched
Medicine-Primary	1491140M0	9	9
Medicine-Preliminary	1491140P0	9	9
Pediatrics-Primary	1491320M0	3	3
Psychiatry	1491400C0	4	4

## N Shore U-Manhasset-NY

MANHASSET	Code	Quota	Matched
Emergency Medicine	1467110C0	10	10
Obstetrics-Gynecology	1467220C0	5	5
Radiology-Diagnostic	1467420A0	5	5

## NY Hosp Med Ctr Queens

FLUSHING	Code	Quota	Matched
Emergency Medicine	1822110C0	9	9
Internal Medicine	1822140C0	22	22
Medicine-Preliminary	1822140P0	21	21
Radiation-Oncology	1822430A0	1	1
General Surgery	1822440C0	3	3
Surgery-Preliminary	1822440P0	6	3

# NRMP Program Results 2010 Main Residency Match

## NY Hosp Med Ctr Queens (Continued)

Transitional	1822999P0	12	12
--------------	-----------	----	----

## NY Methodist Hospital-NY

### BROOKLYN

	Code	Quota	Matched
Emergency Medicine	1429110C0	10	9
Internal Medicine	1429140C0	10	5
Medicine-Primary	1429140M0	10	0
Obstetrics-Gynecology	1429220C0	4	4
General Surgery	1429440C0	3	3
Surgery-Preliminary	1429440P0	5	4

## NYMC Montefiore Med Ctr-North Div-NY

### BRONX

	Code	Quota	Matched
Internal Medicine	1486140C0	8	8
Obstetrics-Gynecology	1486220C0	2	2
General Surgery	1486440C0	3	3
Surgery-Preliminary	1486440P0	5	2

## NYMC-New York Eye And Ear Infirmary

### NEW YORK

	Code	Quota	Matched
Otolaryngology	1098280C0	4	4

## NYMC-Westchester/Metropolitan-NY

### NEW YORK

	Code	Quota	Matched
Obstetrics and Gynecology	1443220C0	4	4

## NYP Hosp-Columbia & Cornell-NY

### NEW YORK

	Code	Quota	Matched
Emergency Medicine	1409110C0	12	12
Otolaryngology	1409280C0	4	4
Phys Medicine & Rehab	1409340A0	8	8

## NYP Hosp-Columbia Univ Med Ctr-NY

### NEW YORK

	Code	Quota	Matched
Anesthesiology	1495040C0	24	24
Dermatology	1495080A0	3	3
Family Medicine	1495120C0	6	6
Internal Medicine	1495140C0	44	44
Neurological Surgery	1495160C0	2	2
Neurology	1495180A0	5	5
Neurology	1495180C0	5	5
Obstetrics-Gynecology	1495220C0	6	6
Orthopaedic Surgery	1495260C0	5	5
Ortho Surg/Research	1495260C1	1	1
Pathology	1495300C0	5	5
Pediatrics	1495320C0	20	20
Psychiatry	1495400C0	11	11
Radiology-Diagnostic	1495420A0	6	6
Radiation-Oncology	1495430A0	1	1
General Surgery	1495440C0	7	7
Surgery-Preliminary	1495440P0	5	5
Surgery-Plastic Surgery	1495440P1	1	1
Surg Prelim/Undesignated	1495440P2	2	1

## NYP Hosp-Weill Cornell Med Ctr-NY

### NEW YORK

	Code	Quota	Matched
Anesthesiology	1492040C0	17	17
Dermatology	1492080A0	4	4
Internal Medicine	1492140C0	35	35

Internal Med/Research	1492140C1	1	1
Medicine-Primary	1492140M0	4	4
Neurological Surgery	1492160C0	2	2
Neurology	1492180C0	6	6
Obstetrics-Gynecology	1492220C0	6	6
Pathology	1492300C0	5	5
Pediatrics	1492320C0	20	20
Plastic Surgery	1492360A0	2	2
Psych/Payne Whitney	1492400C0	10	10
Radiology-Diagnostic	1492420A0	9	9
General Surgery	1492440C0	8	8
Surgery-Preliminary	1492440P0	10	7
Surg-Prelim/Plastic Surgery	1492440P1	1	1

## NYU School Of Medicine

### NEW YORK

	Code	Quota	Matched
Anesthesiology	2978040A0	19	19
Dermatology	2978080A0	8	8
Emergency Medicine	2978110C0	15	15
Internal Medicine	2978140C0	39	39
Int Med/Research Pathway	2978140C1	2	2
Medicine-Primary	2978140M0	8	8
Medicine-Preliminary	2978140P0	15	15
Neurological Surgery	2978160C0	2	2
Neurology	2978180A0	7	7
Obstetrics-Gynecology	2978220C0	7	7
Ortho Surg/Hosp Joint Diseases	2978260C0	12	12
Otolaryngology	2978280C0	4	4
Pathology	2978300C0	5	5
Pediatrics	2978320C0	19	19
Pediatrics-Prelim/1 yr	2978320P1	1	1
Phys Medicine & Rehab	2978340A0	13	13
Plastic Surgery	2978360A0	3	3
Psychiatry	2978400C0	16	16
Radiology-Diagnostic	2978420A0	10	10
Radiation-Oncology	2978430A0	2	2
General Surgery	2978440C0	9	9
Surgery-Preliminary	2978440P0	6	6
Surg-Prelim/Plastic Surgery	2978440P1	3	3
Psychiatry-Neurology	2978755C0	2	1

## Nassau Univ Med Ctr-NY

### EAST MEADOW

	Code	Quota	Matched
Internal Medicine	1448140C0	13	13
Medicine-Preliminary	1448140P0	9	9
Obstetrics-Gynecology	1448220C0	4	4
Pediatrics	1448320C0	9	9
Phys Medicine & Rehab	1448340A0	3	3
Psychiatry	1448400C0	2	2
Radiology-Diagnostic	1448420A0	4	4
General Surgery	1448440C0	3	3
Surgery-Preliminary	1448440P0	2	2

## New York Downtown Hosp-NY

### NEW YORK

	Code	Quota	Matched
Internal Medicine	1875140C0	2	2
Medicine-Preliminary	1875140P0	5	5
Obstetrics-Gynecology	1875220C0	3	3

# NRMP Program Results 2010 Main Residency Match

## New York Med Coll/St Josephs

YONKERS	Code	Quota	Matched
Family Medicine	1525120C0	8	8

## North General Hosp-NY

NEW YORK	Code	Quota	Matched
Medicine-Primary Care	1479140C0	6	6
Psychiatry	1479400C0	3	3

## North Shore-LIJ Health Sys-NY

GREAT NECK	Code	Quota	Matched
Internal Medicine	1700140C0	22	22
Medicine-Preliminary	1700140P0	23	23
Pediatrics	1700320C0	25	25
Pediatrics-Preliminary	1700320P0	2	2
General Surgery	1700440C0	8	8
Surgery-Preliminary	1700440P0	12	5

## North Shore-LIJ-Glen Cove Hosp-NY

GLEN COVE	Code	Quota	Matched
Family Medicine	1446120C0	2	2

## Queens Hosp/Mt Sinai-NY

JAMAICA	Code	Quota	Matched
Internal Medicine	1489140C0	12	12
Medicine Preliminary	1489140P0	5	5
Obstetrics-Gynecology	1489220C0	3	3

## Richmond University Med Ctr-NY

STATEN ISLAND	Code	Quota	Matched
Internal Medicine	1514140C0	13	13
Medicine-Preliminary	1514140P0	7	7
Med-Prelim/Shabbas	1514140P1	2	2
Obstetrics-Gynecology	1514220C0	2	2
Pediatrics	1514320C0	4	4
Psychiatry	1514400C0	4	4

## Rochester Gen Hosp-NY

ROCHESTER	Code	Quota	Matched
Internal Medicine	1509140C0	10	10
Obstetrics-Gynecology	1509220C0	2	2
Radiology-Diagnostic	1509420A0	4	4

## SUNY HSC Brooklyn-NY

BROOKLYN	Code	Quota	Matched
Anesthesiology	1426040A0	3	2
Anesthesiology	1426040C0	15	4
Dermatology	1426080A0	6	6
Emergency Medicine	1426110C0	14	14
Family Medicine	1426120C0	6	6
Internal Medicine	1426140C0	41	41
Medicine-Preliminary	1426140P0	7	7
Neurology	1426180C0	7	7
Obstetrics-Gynecology	1426220C0	6	6
Orthopaedic Surgery	1426260C0	5	5
Otolaryngology	1426280C0	3	3
Pathology	1426300C0	2	2
Pediatrics	1426320C0	23	23
Pediatrics-Preliminary	1426320P0	2	2
Peds-Prelim/Child Neurology	1426320P1	1	1

Phys Medicine & Rehab	1426340A0	7	7
Psychiatry	1426400C0	4	4
Radiology-Diagnostic	1426420A0	6	6
Radiation Oncology	1426430A0	2	2
General Surgery	1426440C0	7	7
Surgery-Preliminary	1426440P0	5	5
Medicine-Emergency Med	1426705C0	4	4

## SUNY Upstate Med University

SYRACUSE	Code	Quota	Matched
Anesthesiology	1516040A0	6	6
Emergency Medicine	1516110C0	10	10
Internal Medicine	1516140C0	14	14
Medicine-Preliminary	1516140P0	6	6
Neurological Surgery	1516160C0	1	1
Neurology	1516180A0	3	3
Obstetrics-Gynecology	1516220C0	5	5
Orthopaedic Surgery	1516260C0	4	4
Otolaryngology	1516280C0	3	3
Pathology	1516300C0	2	2
Pediatrics	1516320C0	9	9
Phys Medicine & Rehab	1516340A0	3	3
Psychiatry	1516400C0	7	7
Radiology-Diagnostic	1516420A0	6	6
Radiation-Oncology	1516430A0	2	2
General Surgery	1516440C0	5	5
Surgery-Preliminary	1516440P0	6	5

## So Nassau Comm Hosp-NY

OCEANSIDE	Code	Quota	Matched
Family Medicine	3067120C0	2	2

## Sound Shore Med Ctr-NY

NEW ROCHELLE	Code	Quota	Matched
Internal Medicine	1459140C0	7	7
Medicine-Preliminary	1459140P0	4	4
Transitional	1459999P0	4	4

## St Barnabas Hosp-NY

BRONX	Code	Quota	Matched
Internal Medicine	3113140C0	2	0
Pediatrics	3113320C0	1	1

## St Elizabeth Med Ctr-NY

UTICA	Code	Quota	Matched
Family Medicine	3064120C0	2	2

## St Josephs-Syracuse-NY

SYRACUSE	Code	Quota	Matched
Family Medicine	1518120C0	10	10
Transitional	1518999P0	6	6

## St Lukes-Roosevelt-NY

NEW YORK	Code	Quota	Matched
Anesthesiology	2070040C0	10	10
Dermatology	2070080A0	3	3
Emergency Medicine	2070110C0	14	14
Internal Medicine	2070140C0	40	40
Medicine-Preliminary	2070140P0	24	24
Obstetrics-Gynecology	2070220C0	6	6

# NRMP Program Results 2010 Main Residency Match

## St Lukes-Roosevelt-NY (Continued)

Orthopaedic Surgery	2070260C0	3	3
Pathology	2070300C0	1	1
Psychiatry	2070400C0	9	9
Radiology-Diagnostic	2070420A0	6	6
General Surgery	2070440C0	5	5
Surgery-Preliminary	2070440P0	3	3

Otolaryngology	1511280C0	2	2
Pathology	1511300C0	4	3
Pediatrics	1511320C0	15	15
Phys Medicine & Rehab	1511340C0	3	3
Plastic Surgery	1511360A0	1	1
Psychiatry	1511400C0	5	5
Radiology-Diagnostic	1511420A0	9	9
Radiation-Oncology	1511430A0	1	1
General Surgery	1511440C0	7	7
Surgery-Prelim/Urology	1511440P0	2	2
Surg-Prelim/Plastic Surgery	1511440P1	1	1
Vascular Surgery	1511451C0	1	0
Medicine-Pediatrics	1511700C0	8	8

## Staten Island U Hosp-NY

STATEN ISLAND	Code	Quota	Matched
Emergency Medicine	1515110C0	8	1
Internal Medicine	1515140C0	12	12
Medicine-Preliminary	1515140P0	13	13
Obstetrics-Gynecology	1515220C0	3	3
Pediatrics	1515320C0	2	2
Radiology-Diagnostic	1515420A0	4	4
General Surgery	1515440C0	3	2
Surgery-Preliminary	1515440P0	3	0

## Unity Health System-NY

ROCHESTER	Code	Quota	Matched
Medicine-Primary	1510140C0	7	7
Medicine-Preliminary	1510140P0	2	2

## Stony Brook Teach Hosps-NY

STONY BROOK	Code	Quota	Matched
Anesthesiology	2919040C0	10	10
Dermatology	2919080A0	3	2
Emergency Medicine	2919110C0	10	10
Family Medicine	2919120C0	7	7
Internal Medicine	2919140C0	23	23
Medicine-Primary	2919140M0	2	2
Medicine-Preliminary	2919140P0	9	9
Neurology	2919180A0	4	4
Obstetrics-Gynecology	2919220C0	5	5
Orthopaedic Surgery	2919260C0	5	5
Pathology	2919300C0	5	2
Pediatrics	2919320C0	8	8
Phys Medicine & Rehab	2919340A0	3	3
Psychiatry	2919400C0	5	5
Radiology-Diagnostic	2919420A0	5	5
General Surgery	2919440C0	6	6
Surgery-Preliminary	2919440P0	3	0
Surg-Prelim/Urology	2919440P1	2	2
Vascular Surgery	2919451C0	1	1
Medicine-Pediatrics	2919700C0	3	3
Medicine-Neurology	2919745C0	1	0

## University at Buffalo SOM-NY

BUFFALO	Code	Quota	Matched
Anesthesiology	3099040C0	8	5
Dermatology	3099080A0	3	3
Emergency Medicine	3099110C0	12	12
Fam Med/Buffalo General	3099120C0	3	3
Fam Med/Erie County	3099120C1	3	1
Fam Med/Millard Fillmore	3099120C2	4	4
Family Medicine/Olean	3099120C4	1	1
Internal Medicine	3099140C0	13	13
Internal Med/Sisters	3099140C5	7	7
Medicine-Preliminary	3099140P1	7	7
Med-Prelim/Sisters	3099140P4	4	4
Neurological Surgery	3099160C0	2	2
Neurology	3099180C0	4	4
Obstetrics-Gynecology	3099220C0	9	9
Obstetrics-Gyn/Sisters	3099220C1	2	2
Orthopaedic Surgery	3099260C0	5	5
Otolaryngology	3099280C0	2	2
Pathology	3099300C0	2	2
Pediatrics	3099320C0	14	14
Peds-Prelim/Child Neurology	3099320P0	1	1
Psychiatry	3099400C0	5	5
Radiation-Oncology	3099430A0	2	2
General Surgery	3099440C0	9	9
Surgery-Preliminary	3099440P0	8	4
Vascular Surgery	3099451C0	1	1
Medicine-Pediatrics	3099700C0	4	4
Medicine-Prevent Med	3099751C0	1	1

## U Rochester/Strong Mem-NY

ROCHESTER	Code	Quota	Matched
Anesthesiology	1511040A0	6	6
Anesthesiology	1511040C0	10	10
Dermatology	1511080A0	3	3
Emergency Medicine	1511110C0	12	12
Family Medicine/Urban	1511120C0	6	6
Family Med/Inner City	1511120C1	2	2
Fam Med/Preventive Med	1511120C2	0	0
Internal Medicine	1511140C0	20	20
Medicine-Preliminary	1511140P0	5	5
Neurological Surgery	1511160C0	2	2
Neurology	1511180C0	6	6
Obstetrics-Gynecology	1511220C0	8	8
Orthopaedic Surgery	1511260C0	6	6
Ortho Surg/ Research	1511260C1	1	1

## Westchester Med Ctr-NY

VALHALLA	Code	Quota	Matched
Anesthesiology	2998040A0	7	7
Internal Medicine	2998140C0	14	14
Medicine-Preliminary	2998140P0	12	12
Neurological Surgery	2998160C0	1	1
Neurology	2998180A0	3	3
Orthopaedic Surgery	2998260C0	3	3
Pathology	2998300C0	2	2
Pediatrics	2998320C0	12	12

# NRMP Program Results 2010 Main Residency Match

## Westchester Med Ctr-NY (Continued)

Psychiatry	2998400C0	7	7
Radiology-Diagnostic	2998420A0	5	5
General Surgery	2998440C0	4	4
Surgery-Preliminary	2998440P0	4	4

## Wilson Mem Reg/UHS-NY

JOHNSON CITY	Code	Quota	Matched
Family Medicine	1452120C0	2	2
Medicine-Primary	1452140M0	2	2
Medicine-Preliminary	1452140P0	2	2
Transitional	1452999P0	6	6

## Winthrop-Univ Hosp-NY

MINEOLA	Code	Quota	Matched
Internal Medicine	1455140C0	10	10
Medicine-Preliminary	1455140P0	15	15
Obstetrics-Gynecology	1455220C0	4	4
Pathology	1455300C0	1	1
Pediatrics	1455320C0	11	11
Radiology-Diagnostic	1455420A0	3	3

## Woodhull Med Ctr-NY

BROOKLYN	Code	Quota	Matched
Medicine-Primary	3116140M0	12	12
Pediatrics-Primary	3116320M0	3	3

## NORTH CAROLINA

### CMC-Northeast Med Ctr/Cabarrus-NC

CONCORD	Code	Quota	Matched
Family Medicine	1231120C0	6	4

### Carolinas Med Ctr-NC

CHARLOTTE	Code	Quota	Matched
Emergency Medicine	1527110C0	14	14
Family Medicine	1527120C0	6	6
Family Medicine/Urban	1527120C1	2	2
Family Medicine/Rural	1527120C2	3	0
Internal Medicine	1527140C0	11	11
Medicine-Preliminary	1527140P0	6	6
Obstetrics-Gynecology	1527220C0	6	6
Orthopaedic Surgery	1527260C0	3	3
Pediatrics	1527320C0	12	12
Phys Medicine & Rehab	1527340A0	4	4
General Surgery	1527440C0	4	4
Surgery-Preliminary	1527440P0	2	0

### Duke Univ Med Ctr-NC

DURHAM	Code	Quota	Matched
Anesthesiology	1529040A0	6	6
Anesthesiology	1529040C0	7	7
Anes/ACES 60 months	1529040C1	1	1
Dermatology	1529080A0	3	3
Emergency Medicine	1529110C0	7	7
Family Medicine	1529120C0	4	4
Internal Medicine	1529140C0	43	43
Medicine-Preliminary	1529140P0	7	7
Med-Prelim/Neurology	1529140P1	2	2
Neurological Surgery	1529160C0	3	3

Neurology	1529180A0	4	3
Obstetrics-Gynecology	1529220C0	8	8
Orthopaedic Surgery	1529260C0	8	8
Otolaryngology	1529280C0	3	3
Pathology	1529300C0	4	4
Pediatrics	1529320C0	16	16
Psychiatry	1529400C0	7	7
Radiology-Diagnostic	1529420A0	11	11
Radiation-Oncology	1529430A0	3	3
General Surgery	1529440C0	7	7
Surg-Prelim/Urology	1529440P3	2	2
Medicine-Pediatrics	1529700C0	6	6
Medicine-Psychiatry	1529715C0	4	4

## Moses H Cone Mem Hosp-NC

GREENSBORO	Code	Quota	Matched
Family Medicine	1943120C0	7	7
Internal Medicine	1943140C0	4	4
Medicine-Preliminary	1943140P0	4	4

## Mtn Area Health Ed Ctr-NC

ASHEVILLE	Code	Quota	Matched
Family Medicine	3023120C0	9	9
Fam Med/Hendersonville	3023120C1	4	4
Obstetrics-Gynecology	3023220C0	4	4

## New Hanover Reg Med Ctr-NC

WILMINGTON	Code	Quota	Matched
Family Medicine	1534120C0	2	2
Internal Medicine	1534140C0	4	4
Medicine-Preliminary	1534140P0	2	2
Obstetrics-Gynecology	1534220C0	4	4
General Surgery	1534440C0	2	2
Surgery-Preliminary	1534440P0	1	0

## Pitt County Mem Hosp/Brody SOM-NC

GREENVILLE	Code	Quota	Matched
Dermatology	3057080A0	2	2
Emergency Medicine	3057110C0	12	12
Family Medicine	3057120C0	10	10
Internal Medicine	3057140C0	12	12
Medicine-Preliminary	3057140P0	6	6
Obstetrics-Gynecology	3057220C0	5	5
Pathology	3057300C0	3	1
Pediatrics	3057320C0	10	9
Phys Medicine & Rehab	3057340A0	1	1
Phys Medicine & Rehab	3057340C0	4	4
Psychiatry	3057400C0	7	7
General Surgery	3057440C0	4	4
Surgery-Preliminary	3057440P0	2	1
Medicine-Pediatrics	3057700C0	6	6
Medicine-Emergency Med	3057705C0	2	2
Medicine-Psychiatry	3057715C0	2	1

## Southern Reg AHEC Fam Res-NC

FAYETTEVILLE	Code	Quota	Matched
Family Medicine	3046120C0	7	0

# NRMP Program Results 2010 Main Residency Match

## U North Carolina Hospitals

CHAPEL HILL	Code	Quota	Matched
Anesthesiology	1900040A0	2	2
Anesthesiology	1900040C0	11	11
Dermatology	1900080A0	4	4
Emergency Medicine	1900110C0	10	10
Family Medicine	1900120C0	8	8
Internal Medicine	1900140C0	23	23
Medicine-Preliminary	1900140P0	6	6
Neurological Surgery	1900160C0	2	2
Neurology	1900180C0	4	4
Obstetrics-Gynecology	1900220C0	7	7
Orthopaedic Surgery	1900260C0	4	4
Ortho Surg/Research 6 yr	1900260C1	1	1
Otolaryngology	1900280C0	3	3
Otolaryngology/Research	1900280C1	1	1
Pathology	1900300C0	4	4
Pediatrics	1900320C0	17	17
Pediatrics-Preliminary	1900320P0	1	1
Phys Medicine & Rehab	1900340C0	3	2
Psychiatry	1900400C0	12	12
Radiology-Diagnostic	1900420A0	7	7
Radiation-Oncology	1900430A0	2	0
General Surgery	1900440C0	6	6
Surgery-Preliminary	1900440P0	8	8
Vascular Surgery	1900451C0	1	1
Thoracic Surgery	1900461C0	1	1
Medicine-Pediatrics	1900700C0	6	6

## Wake Forest Baptist Med Ctr-NC

WINSTON-SALEM	Code	Quota	Matched
Anesthesiology	1537040A0	1	1
Anesthesiology	1537040C0	13	13
Dermatology	1537080A0	3	3
Emergency Medicine	1537110C0	13	13
Family Medicine	1537120C0	10	10
Internal Medicine	1537140C0	24	24
Medicine-Primary	1537140M0	4	4
Medicine-Preliminary	1537140P0	8	8
Neurological Surgery	1537160C0	2	2
Neurology	1537180C0	4	4
Obstetrics-Gynecology	1537220C0	5	5
Orthopaedic Surgery	1537260C0	4	4
Otolaryngology	1537280C0	3	3
Pathology	1537300C0	4	3
Pediatrics	1537320C0	13	13
Plastic Surgery (Integrated)	1537362C0	2	2
Psychiatry	1537400C0	6	6
Radiology-Diagnostic	1537420A0	10	10
Radiation Oncology	1537430A0	2	2
General Surgery	1537440C0	5	5
Surgery-Preliminary	1537440P0	5	2
Surg-Prelim/Urology	1537440P3	3	3

## NORTH DAKOTA

### Altru Health System-ND

GRAND FORKS	Code	Quota	Matched
Family Med/Grand Forks	1100120C0	6	6

## U North Dakota SOM

FARGO	Code	Quota	Matched
Family Med/Bismarck	1539120C1	3	3
Family Medicine/Minot	1539120C2	6	6
Internal Medicine	1539140C0	3	3
Psychiatry	1539400C0	4	4
General Surgery	1539440C0	3	3
Surgery-Preliminary	1539440P0	2	2
Transitional	1539999P0	8	8

## OHIO

### Akron Gen Med/NEOUCOM-OH

AKRON	Code	Quota	Matched
Emergency Medicine	1542110C0	7	7
Family Medicine	1542120C0	4	2
Internal Medicine	1542140C0	8	8
Medicine-Preliminary	1542140P0	4	4
Obstetrics-Gynecology	1542220C0	4	4
Orthopaedic Surgery	1542260C0	3	3
General Surgery	1542440C0	2	2
Surg-Prelim/Urology	1542440P2	2	2
Transitional	1542999P0	4	4

### Aultman Hospital/NEOUCOM

CANTON	Code	Quota	Matched
Family Medicine	1544120C0	6	3
Obstetrics-Gynecology	1544220C0	4	4
Radiology-Diagnostic	1544420A0	4	4
Transitional	1544999P0	4	4

### Barberton Cit/NEOUCOM-OH

BARBERTON	Code	Quota	Matched
Family Medicine	1964120C0	5	3

### Bethesda Hospital-OH

CINCINNATI	Code	Quota	Matched
Family Medicine	2689120C0	4	2

### Canton Med Ed Fdn/NEOUCOM-OH

CANTON	Code	Quota	Matched
Internal Medicine	2009140C0	4	4

### Case Western/MetroHealth Med Ctr-OH

CLEVELAND	Code	Quota	Matched
Anesthesiology	1553040A0	7	5
Dermatology	1553080A0	2	2
Emergency Medicine	1553110C0	13	13
Family Medicine	1553120C0	4	4
Internal Medicine	1553140C0	16	16
Int Med/Intl Health	1553140C3	0	0
IM Physician/Scientist Path	1553140C4	0	0
Medicine-Primary	1553140M0	1	0
Medicine-Preliminary	1553140P0	12	5
Med-Prelim/Anesth	1553140P1	0	0
Obstetrics-Gynecology	1553220C0	7	7
Pathology	1553300C0	1	1
Pediatrics	1553320C0	8	8
Phys Medicine & Rehab	1553340A0	3	3
Phys Medicine & Rehab	1553340C0	3	3

# NRMP Program Results 2010 Main Residency Match

## Case Western/MetroHealth Med Ctr-OH (Continued)

Psychiatry	1553400C0	3	3
Radiology-Diagnostic	1553420A0	5	5
Medicine-Pediatrics	1553700C0	6	6

## Childrens Hosp-NEOUCOM-OH

AKRON	Code	Quota	Matched
Pediatrics	1895320C0	12	11

## Christ Hospital-OH

CINCINNATI	Code	Quota	Matched
Family Medicine	1547120C0	5	5
Internal Medicine	1547140C0	8	8
Medicine-Preliminary	1547140P0	9	9

## Cincinnati Childrens Hosp MC-OH

CINCINNATI	Code	Quota	Matched
Pediatrics	1808320C0	37	37
Pediatrics-Preliminary	1808320P0	1	0
Peds-Prelim/Child Neurology	1808320P1	4	4
Peds/Psych/Child Psych	1808730C0	2	1
Pediatrics-Medical Genetics	1808765C0	1	1

## Cleveland Clinic Fdn-OH

CLEVELAND	Code	Quota	Matched
Anesthesiology	1968040C0	18	18
Dermatology	1968080C0	3	3
Dermatology/Research	1968080C1	1	1
Internal Medicine	1968140C0	30	30
Medicine-Primary	1968140M0	1	1
Medicine-Preliminary	1968140P0	2	2
Neurological Surgery	1968160C0	3	3
Neurology	1968180C0	6	6
Ortho Surg/Non-Research	1968260C1	6	6
Otolaryngology	1968280C0	4	4
Pathology	1968300C0	6	6
Pediatrics	1968320C0	10	10
Peds-Prelim/Child Neurology	1968320P0	2	2
Psychiatry	1968400C0	3	3
Radiology-Diagnostic	1968420A0	8	8
Radiation-Oncology	1968430C0	3	3
General Surgery	1968440C0	7	7
Surgery-Preliminary	1968440P0	3	1
Surg-Prelim/Urology	1968440P2	5	5
Vascular Surgery	1968451C0	1	1

## Clinton Memorial Hosp-OH

WILMINGTON	Code	Quota	Matched
Family Medicine	1333120C0	3	3

## Fairview Hospital-OH

CLEVELAND	Code	Quota	Matched
Family Medicine	3187120C0	5	4
Internal Medicine	3187140C0	2	2
Medicine-Preliminary	3187140P0	2	2

## Flower Hospital-OH

SYLVANIA	Code	Quota	Matched
Family Medicine	1578120C0	4	4

## Good Samaritan Cinn-OH

CINCINNATI	Code	Quota	Matched
Internal Medicine	1550140C0	6	6
Medicine-Preliminary	1550140P0	6	6
Ob-Gyn/GSH Bethesda	1550220C0	8	8
General Surgery	1550440C0	4	4
Surgery-Preliminary	1550440P0	1	0
Vascular Surgery	1550451C0	1	1

## Grant Medical Center-OH

COLUMBUS	Code	Quota	Matched
Family Medicine	1564120C0	11	2

## Huron Hospital CCHS-OH

EAST CLEVELAND	Code	Quota	Matched
Internal Medicine	1571140C0	11	11

## Jewish Hospital-OH

CINCINNATI	Code	Quota	Matched
Internal Medicine	1551140C0	8	8
Medicine-Preliminary	1551140P0	8	8
General Surgery	1551440C0	2	2
Surgery-Preliminary	1551440P0	2	0

## Kettering Med Ctr-OH

KETTERING	Code	Quota	Matched
Internal Medicine	1576140C0	10	8
Transitional	1576999P0	10	8

## Mount Carmel Health System-OH

COLUMBUS	Code	Quota	Matched
Family Medicine	1565120C0	5	3
Internal Medicine	1565140C0	8	8
Orthopaedic Surgery	1565260C0	2	2
General Surgery	1565440C0	3	3
Surgery-Preliminary	1565440P0	3	1
Transitional	1565999P0	4	4

## NEOUCOM Affl Hosps-OH

AKRON	Code	Quota	Matched
Psychiatry	3049400C0	4	4

## Nationwide Childrens Hosp-OH

COLUMBUS	Code	Quota	Matched
Pediatrics	1351320C0	28	28
Pediatrics-Medical Genetics	1351765C0	0	0

## Ohio State Univ Med Ctr-OH

COLUMBUS	Code	Quota	Matched
Anesthesiology	1566040A0	4	4
Anest/Clinical Base Year	1566040C0	7	7
Dermatology	1566080C0	2	2
Emergency Medicine	1566110C0	12	12
Family Medicine	1566120C0	6	6
Family Medicine/Rural Trk	1566120C1	2	0
Family Medicine/Urban Trk	1566120C2	2	0
Internal Medicine	1566140C0	26	26
Medicine-Preliminary	1566140P0	3	1
Neurological Surgery	1566160C0	2	2
Neurology	1566180C0	4	4

# NRMP Program Results 2010 Main Residency Match

## Ohio State Univ Med Ctr-OH (Continued)

Obstetrics-Gynecology	1566220C0	11	11
Orthopaedic Surgery	1566260C0	5	5
Ortho Surg/Research Trk	1566260C1	1	1
Otolaryngology	1566280C0	4	4
Pathology	1566300C0	4	4
Phys Medicine & Rehab	1566340A0	3	3
Phys Medicine & Rehab	1566340C0	3	0
Plastic Surgery (Integrated)	1566362C0	2	2
Psychiatry	1566400C0	6	6
Radiology-Diagnostic	1566420A0	7	7
Radiation-Oncology	1566430A0	1	1
General Surgery	1566440C0	6	6
Surgery-Preliminary	1566440P0	3	1
Surg-Prelim/Urology	1566440P1	3	3
Medicine-Pediatrics	1566700C0	8	8

## Riverside Methodist-OH

COLUMBUS	Code	Quota	Matched
Family Medicine	1567120C0	6	6
Internal Medicine	1567140C0	5	4
Medicine-Preliminary	1567140P0	12	12
Obstetrics-Gynecology	1567220C0	5	5
General Surgery	1567440C0	3	3
Surgery-Preliminary	1567440P0	4	0
Transitional	1567999P0	12	12

## St Elizabeth/NEOUCOM-OH

YOUNGSTOWN	Code	Quota	Matched
Family Medicine	1584120C0	3	3
Internal Medicine	1584140C0	2	2
General Surgery	1584440C0	3	3
Transitional	1584999P0	4	3

## St Lukes Hospital-OH

MAUMEE	Code	Quota	Matched
Family Medicine	1382120C0	2	1

## St Vincent Mercy Med Ctr-OH

TOLEDO	Code	Quota	Matched
Emergency Medicine	1580110C0	14	14
Family Medicine	1580120C0	4	4
Internal Medicine	1580140C0	7	7
Transitional	1580999P0	8	8

## Summa Health/NEOUCOM-OH

AKRON	Code	Quota	Matched
Emergency Medicine	1541110C0	9	9
Family Medicine	1541120C0	4	2
Internal Medicine	1541140C0	7	6
Medicine-Preliminary	1541140P0	7	5
Obstetrics-Gynecology	1541220C0	4	4
Orthopaedic Surgery	1541260C0	3	3
Pathology	1541300C0	2	2
General Surgery	1541440C0	3	3
Transitional	1541999P0	10	9

## Toledo Hospital-OH

TOLEDO	Code	Quota	Matched
Family Medicine	1583120C0	5	5

## University Hosp-Cincinnati-OH

CINCINNATI	Code	Quota	Matched
Anesthesiology	1548040C0	6	6
Dermatology	1548080C0	3	3
Emergency Medicine	1548110C0	12	12
Internal Medicine	1548140C0	22	22
Internal Med/Clinical Sci	1548140C1	1	1
Medicine-Preliminary	1548140P0	3	3
Neurological Surgery	1548160C0	3	3
Neurology	1548180C0	5	5
Obstetrics-Gynecology	1548220C0	7	7
Orthopaedic Surgery	1548260C0	5	5
Otolaryngology	1548280C0	4	4
Pathology	1548300C0	3	3
Phys Medicine & Rehab	1548340C0	2	2
Plastic Surgery (Integrated)	1548362C0	1	1
Psychiatry	1548400C0	6	5
Radiology-Diagnostic	1548420A0	8	8
Radiation-Oncology	1548430A0	2	2
General Surgery	1548440C0	7	7
Surgery-Prelim/Urology	1548440P0	2	2
Vascular Surgery	1548451C0	1	1
Medicine-Pediatrics	1548700C0	7	7
Psychiatry-Family Med	1548720C0	2	2
Pediatrics-PM&R	1548735C0	2	2

## University Hospitals Case Med Ctr-OH

CLEVELAND	Code	Quota	Matched
Anesthesiology	1552040C0	12	12
Dermatology	1552080A0	4	4
Emergency Medicine	1552110C0	8	8
Family Medicine	1552120C0	8	5
Internal Medicine	1552140C0	22	22
Int Med/International Health	1552140C1	1	1
Int Med/Research Pathway	1552140C2	0	0
Int Med/Population Health	1552140C3	0	0
Medicine-Preliminary	1552140P0	5	5
Neurological Surgery	1552160C0	2	2
Neurology	1552180A0	2	0
Neurology	1552180C0	5	5
Obstetrics-Gynecology	1552220C0	5	5
Orthopaedic Surgery	1552260C0	6	6
Otolaryngology	1552280C0	3	3
Pathology	1552300C0	3	3
Pediatrics	1552320C0	21	21
Plastic Surgery (Integrated)	1552362C0	2	2
Psychiatry	1552400C0	7	7
Radiology-Diagnostic	1552420A0	9	9
Radiation Oncology	1552430A0	1	1
General Surgery	1552440C0	6	6
Surgery-Preliminary	1552440P0	3	3
Surg-Prelim/Urology	1552440P2	3	3
Medicine-Pediatrics	1552700C0	4	4
Pediatrics-Medical Genetics	1552765C0	0	0

## University of Toledo-OH

TOLEDO	Code	Quota	Matched
Anesthesiology	1579040A0	1	1

# NRMP Program Results 2010 Main Residency Match

## University of Toledo-OH (Continued)

Anesthesiology	1579040C0	4	2
Emergency Medicine	1579110C0	8	8
Internal Medicine	1579140C0	8	8
Medicine-Preliminary	1579140P0	4	3
Neurology	1579180C0	2	2
Obstetrics-Gynecology	1579220C0	4	4
Orthopaedic Surgery	1579260C0	4	4
Pathology	1579300C0	2	2
Pediatrics	1579320C0	8	8
Phys Medicine & Rehab	1579340A0	2	2
Psychiatry	1579400C0	3	3
Radiology-Diagnostic	1579420A0	4	4
General Surgery	1579440C0	3	3
Urology - Prelim	1579480P0	2	2

## West Res Care/NEOUCOM-OH

YOUNGSTOWN	Code	Quota	Matched
Family Medicine	1585120C0	1	0
Internal Medicine	1585140C0	7	7
Preliminary-Medicine	1585140P0	4	4
Pathology	1585300C0	1	0
General Surgery	1585440C0	2	2
Surgery-Preliminary	1585440P0	2	0

## Wright State Univ Boonshoft SOM-OH

DAYTON	Code	Quota	Matched
Dermatology	2011080A0	2	2
Emergency Medicine	2011110C0	8	8
Family Medicine	2011120C0	9	9
Internal Medicine	2011140C0	12	12
Obstetrics-Gynecology	2011220C0	3	3
Orthopedic Surgery	2011260C0	2	2
Ortho Surgery/Research	2011260C1	2	2
Pediatrics	2011320C0	8	8
Plastic Surgery	2011360A0	1	1
Psychiatry	2011400C0	5	5
General Surgery	2011440C0	4	4
Surgery-Preliminary	2011440P0	6	0
Surg-Prelim/Plastic Surgery	2011440P1	1	1

## OKLAHOMA

### Griffin Memorial Hospital-OK

NORMAN	Code	Quota	Matched
Psychiatry	1184400C0	4	3

### Image FM/Hillcrest Med Ctr-OK

TULSA	Code	Quota	Matched
Family Medicine	3192120C0	10	10

### Integrus Baptist Med Ctr-OK

OKLAHOMA CITY	Code	Quota	Matched
Family Medicine	1830120C0	5	5
Radiology-Diagnostic	1830420A0	4	4

### SW Oklahoma Family Med-OK

LAWTON	Code	Quota	Matched
Family Medicine	2640120C0	4	4

## St Anthony Hospital-OK

OKLAHOMA CITY	Code	Quota	Matched
Family Medicine	2087120C0	7	7

## U Oklahoma COM-OK City

OKLAHOMA CITY	Code	Quota	Matched
Anesthesiology	1588040C0	8	8
Dermatology	1588080A0	3	3
Family Medicine	1588120C0	9	9
Internal Medicine	1588140C0	16	16
Medicine-Preliminary	1588140P0	8	8
Neurological Surgery	1588160C0	1	1
Neurology	1588180C0	4	4
Nuclear Medicine	1588200A0	1	0
Obstetrics-Gynecology	1588220C0	6	6
Orthopaedic Surgery	1588260C0	5	5
Otolaryngology	1588280C0	3	3
Pathology	1588300C0	4	4
Pediatrics	1588320C0	15	15
Plastic Surgery	1588360A0	1	1
Psychiatry	1588400C0	4	4
Radiology-Diagnostic	1588420A0	3	3
Radiation Oncology	1588430A0	1	1
General Surgery	1588440C0	5	5
Surg-Prelim/Urology	1588440P3	3	3
Surg-Prelim/Plastic Surgery	1588440P4	1	1
Medicine-Pediatrics	1588700C0	3	3

## U Oklahoma COM-Tulsa

TULSA	Code	Quota	Matched
Emergency Medicine	2727110C0	6	6
Family Medicine	2727120C0	7	7
Family Med/Ramona	2727120C1	1	1
Internal Medicine	2727140C0	10	10
Medicine-Preliminary	2727140P0	6	3
Obstetrics-Gynecology	2727220C0	4	4
Pediatrics	2727320C0	5	5
Psychiatry	2727400C0	3	3
General Surgery	2727440C0	3	3
Surgery-Preliminary	2727440P0	3	1
Medicine-Pediatrics	2727700C0	3	3
Psychiatry-Family Med	2727720C0	2	1

## OREGON

### Legacy Emanuel/Good Samaritan-OR

PORTLAND	Code	Quota	Matched
Internal Medicine	1594140C0	8	8
Transitional	1594999P0	8	8

### Oregon Health & Science Univ

PORTLAND	Code	Quota	Matched
Anesthesiology	1599040A0	5	5
Anesth/48mth CCM-Research	1599040A1	3	3
Anesthesiology	1599040C0	4	4
Dermatology	1599080A0	4	4
Emergency Medicine	1599110C0	9	9
Family Medicine	1599120C0	10	10
Fam Med/Preventive Med	1599120C1	2	2

# NRMP Program Results 2010 Main Residency Match

## Oregon Health & Science Univ (Continued)

Fam Med/Cascades East	1599120C2	8	8
Internal Medicine	1599140C0	31	31
Med-Prelim/Neurology	1599140P0	4	4
Neurological Surgery	1599160C0	2	2
Neurology	1599180A0	4	4
Obstetrics-Gynecology	1599220C0	7	7
Orthopaedic Surgery	1599260C0	5	5
Otolaryngology	1599280C0	3	3
Pathology	1599300C0	5	5
Pediatrics	1599320C0	12	12
Psychiatry	1599400C0	8	8
Radiology-Diagnostic	1599420A0	6	6
Radiation-Oncology	1599430A0	2	2
General Surgery	1599440C0	12	12
Surgery-Preliminary	1599440P0	6	2
Surg-Prelim/Urology	1599440P3	1	1

## Prov Milwaukie Hospital-OR

MILWAUKIE	Code	Quota	Matched
Family Medicine	1701120C0	7	7

## Prov Portland Med Ctr-OR

PORTLAND	Code	Quota	Matched
Internal Medicine	1597140C0	9	9
Medicine-Preliminary	1597140P0	3	3

## Prov St Vincent Hospital-OR

PORTLAND	Code	Quota	Matched
Internal Medicine	1598140C0	7	7
Medicine-Preliminary	1598140P0	3	3

## PENNSYLVANIA

### Abington Mem Hosp-PA

ABINGTON	Code	Quota	Matched
Family Medicine	1600120C0	3	1
Internal Medicine	1600140C0	1	1
Medicine-Preliminary	1600140P0	8	8
Obstetrics-Gynecology	1600220C0	5	5
General Surgery	1600440C0	5	5
Surgery-Preliminary	1600440P0	4	4

### Albert Einstein Med Ctr-PA

PHILADELPHIA	Code	Quota	Matched
Emergency Medicine	1631110C0	12	12
Internal Medicine	1631140C0	8	8
Medicine-Preliminary	1631140P0	8	8
Neurology	1631180A0	1	1
Obstetrics-Gynecology	1631220C0	4	4
Orthopaedic Surgery	1631260C0	2	2
Pediatrics	1631320C0	6	6
Psychiatry	1631400C0	5	5
Radiology-Diagnostic	1631420A0	6	6
General Surgery	1631440C0	3	3
Surgery-Preliminary	1631440P0	4	3
Transitional	1631999P0	16	16
Trans/Radiology	1631999P1	4	4

## Allegheny Gen Hosp-PA

PITTSBURGH	Code	Quota	Matched
Emergency Medicine	1648110C0	10	10
Internal Medicine	1648140C0	19	19
Int Med/Shomer Shabbos	1648140C1	1	1
Medicine-Preliminary	1648140P0	7	7
Med-Prelim/Neurology	1648140P1	3	3
Neurological Surgery	1648160C0	2	2
Neurology	1648180A0	3	3
Orthopaedic Surgery	1648260C0	3	3
Pathology	1648300C0	3	3
Psychiatry	1648400C0	4	4
Radiology-Diagnostic	1648420A0	7	7
Radiation-Oncology	1648430A0	1	1
General Surgery	1648440C0	4	4
Surgery-Preliminary	1648440P0	10	2
Medicine-Emergency Med	1648705C0	2	2

## Altoona Family Phys-PA

ALTOONA	Code	Quota	Matched
Family Medicine	1603120C0	3	3

## Bryn Mawr Hospital-PA

BRYN MAWR	Code	Quota	Matched
Family Medicine	1606120C0	2	2
Radiology-Diagnostic	1606420A0	4	4

## Chestnut Hill Hosp-PA

PHILADELPHIA	Code	Quota	Matched
Family Medicine	2966120C0	6	6

## Childrens Hosp-Philadelphia-PA

PHILADELPHIA	Code	Quota	Matched
Pediatrics	1863320C0	44	44

## Conemaugh Memorial-PA

JOHNSTOWN	Code	Quota	Matched
Family Medicine	1616120C0	2	2
Internal Medicine	1616140C0	4	4
General Surgery	1616440C0	2	2
Surgery-Preliminary	1616440P0	2	0
Transitional	1616999P0	4	4

## Crozer-Chester Med Ctr-PA

UPLAND	Code	Quota	Matched
Family Medicine	3185120C0	5	5
Internal Medicine	3185140C0	2	2
Obstetrics-Gynecology	3185220C0	3	3
Pediatrics	3185320C0	2	2
Transitional	3185999P0	14	14

## Drexel Univ COM/Hahnemann Univ Hosp-PA

PHILADELPHIA	Code	Quota	Matched
Anesthesiology	1849040A0	4	4
Anesthesiology	1849040C0	3	3
Dermatology	1849080A0	3	3
Emergency Medicine	1849110C0	15	15
Family Medicine	1849120C0	4	1
Internal Medicine	1849140C0	29	29
Medicine-Preliminary	1849140P0	20	20

# NRMP Program Results 2010 Main Residency Match

## Drexel Univ COM/Hahnemann Univ Hosp-PA

(Continued)

Neurology	1849180A0	5	5
Obstetrics-Gynecology	1849220C0	6	6
Orthopaedic Surgery	1849260C0	4	4
Pathology	1849300C0	3	3
Psychiatry	1849400C0	5	5
Psychiatry/Early Child	1849400C1	2	1
Radiology-Diagnostic	1849420A0	5	5
Radiation-Oncology	1849430A0	1	1
General Surgery	1849440C0	6	6
Surgery-Preliminary	1849440P0	1	0

## Easton Hospital-PA

EASTON	Code	Quota	Matched
Internal Medicine	1610140C0	2	2
General Surgery	1610440C0	2	2
Surgery-Preliminary	1610440P0	2	2
Surgery-Prelim-Desig	1610440P1	1	0

## Excelsa Health Latrobe Hosp-PA

LATROBE	Code	Quota	Matched
Family Medicine	2965120C0	2	1

## Forbes Family Practice-PA

MONROEVILLE	Code	Quota	Matched
Family Medicine	3087120C0	6	6

## Fox Chase Cancer Ctr-PA

PHILADELPHIA	Code	Quota	Matched
Radiation-Oncology	1638430A0	2	2

## Geisinger Health System-PA

DANVILLE	Code	Quota	Matched
Dermatology	1608080A0	4	4
Emergency Medicine	1608110C0	9	9
Family Medicine	1608120C1	5	5
Internal Medicine	1608140C0	10	10
Medicine-Preliminary	1608140P0	5	5
Obstetrics-Gynecology	1608220C0	1	1
Orthopaedic Surgery	1608260C0	2	2
Otolaryngology	1608280C0	1	1
Pediatrics	1608320C0	4	4
Pediatrics-Preliminary	1608320P0	2	1
Radiology-Diagnostic	1608420A0	6	6
General Surgery	1608440C0	3	3
Surgery-Preliminary	1608440P0	4	0
Surg-Prelim/Urology	1608440P2	1	1
Medicine-Pediatrics	1608700C0	4	4

## Guthrie/Robert Packer Hosp-PA

SAYRE	Code	Quota	Matched
Family Medicine	1664120C0	2	2
Internal Medicine	1664140C0	1	1
General Surgery	1664440C0	3	3
Surgery-Preliminary	1664440P0	4	2

## Hamot Med Ctr-PA

ERIE	Code	Quota	Matched
Orthopaedic Surgery	1611260C0	3	3

## Hershey Med Ctr/Penn State-PA

HERSHEY	Code	Quota	Matched
Anesthesiology	1617040A0	5	5
Anesthesiology	1617040C0	9	9
Dermatology	1617080A0	3	3
Emergency Medicine	1617110C0	7	7
Internal Medicine	1617140C0	21	21
Medicine-Preliminary	1617140P0	9	6
Neurological Surgery	1617160C0	2	2
Neurology	1617180A0	4	4
Obstetrics-Gynecology	1617220C0	5	5
Orthopaedic Surgery	1617260C0	5	5
Otolaryngology	1617280C0	1	1
Pathology	1617300C0	3	3
Pediatrics	1617320C0	12	12
Plastic Surgery (Integrated)	1617362C0	2	2
Psychiatry	1617400C0	4	4
Radiology-Diagnostic	1617420A0	7	7
General Surgery	1617440C0	4	4
Surgery-Preliminary	1617440P0	4	0
Surg-Prelim/Urology	1617440P1	2	2
Medicine-Pediatrics	1617700C0	4	4

## Hosp of the Univ of PA

PHILADELPHIA	Code	Quota	Matched
Anesthesiology	1628040A0	4	4
Anesthesiology	1628040C0	16	16
Dermatology/3 yr	1628080A0	4	4
Derm Res & Cut Onc Fell/4 yr	1628080A1	1	1
Emergency Medicine	1628110C0	10	10
Family Medicine	1628120C0	5	5
Internal Medicine	1628140C0	42	42
Medicine-Primary	1628140M0	6	6
Medicine-Preliminary	1628140P0	4	4
Neurological Surgery	1628160C0	3	3
Neurology	1628180A0	7	7
Neurology	1628180C0	2	2
Obstetrics-Gynecology	1628220C0	6	6
Ortho Surgery/Clin-5 yr	1628260C0	6	6
Ortho Surg/Research-6 yr	1628260C1	2	2
Otolaryngology	1628280C0	4	4
Pathology	1628300C0	7	7
Phys Medicine & Rehab	1628340A0	1	1
Phys Medicine & Rehab	1628340C0	4	4
Plastic Surgery	1628360A0	2	2
Psychiatry	1628400C0	10	10
Radiology-Diag/Clin-4 yr	1628420A0	7	7
Radiology-Diag/Research-5 yr	1628420A1	3	3
Rad-Diag /DIRECT-6 yr	1628420C0	2	0
Radiation Oncology	1628430C0	4	4
General Surgery	1628440C0	6	6
Surgery-Preliminary	1628440P0	6	1
Surg-Prelim/Urology	1628440P1	4	4
Surg-Prelim/Plastic Surgery	1628440P3	2	2
Thoracic Surgery	1628461C0	1	1
Medicine-Pediatrics	1628700C0	4	4

# NRMP Program Results 2010 Main Residency Match

## Jefferson Med Coll/duPont Childrens-PA

PHILADELPHIA	Code	Quota	Matched
Pediatrics	1654320C0	20	20
Pediatrics-PM&R	1654735C0	1	1

## Lancaster Gen Hosp-PA

LANCASTER	Code	Quota	Matched
Family Medicine	1618120C0	13	13

## Lankenau Hospital-PA

WYNNEWOOD	Code	Quota	Matched
Internal Medicine	1632140C0	4	4
Medicine-Preliminary	1632140P0	11	11
Obstetrics-Gynecology	1632220C0	3	3
General Surgery	1632440C0	2	2
Surgery-Preliminary	1632440P0	2	2

## Lehigh Valley Hosp-PA

ALLENTOWN	Code	Quota	Matched
Emergency Medicine	1601110C0	4	4
Family Medicine	1601120C0	3	3
Internal Medicine	1601140C0	8	8
Obstetrics-Gynecology	1601220C0	5	5
General Surgery	1601440C0	5	5
Surgery-Preliminary	1601440P0	1	1
Transitional	1601999P0	12	12

## Medical Ctr Beaver-PA

BEAVER FALLS	Code	Quota	Matched
Family Medicine	2044120C0	6	6

## Mercy Catholic Med-PA

DARBY	Code	Quota	Matched
Internal Medicine	1636140C0	8	8
Medicine-Preliminary	1636140P0	3	2
Med Prelim/Neurology	1636140P1	0	0
Med Prelim/Anesthesiology	1636140P2	3	3
Radiology-Diagnostic	1636420C0	1	1
General Surgery	1636440C0	2	2
Surgery-Preliminary	1636440P0	1	1
Transitional	1636999P0	4	4

## Montgomery Hospital-PA

NORRISTOWN	Code	Quota	Matched
Family Medicine	1621120C0	3	3

## Penn St U/Good Samaritan-PA

LEBANON	Code	Quota	Matched
Family Medicine	1619120C0	5	5

## Pennsylvania Hospital

PHILADELPHIA	Code	Quota	Matched
Internal Medicine	1639140C0	7	7
Medicine-Preliminary	1639140P0	14	14
Obstetrics-Gynecology	1639220C0	6	6
Pathology	1639300C0	1	1
Radiology-Diagnostic	1639420A0	5	5

## Pinnacle Health Hosps-PA

HARRISBURG	Code	Quota	Matched
Internal Medicine	1615140C0	1	1
Medicine-Preliminary	1615140P0	2	0
General Surgery	1615440C0	2	2
Surgery-Preliminary	1615440P0	2	1

## Reading Hospital Med Ctr-PA

READING	Code	Quota	Matched
Family Medicine	1661120C0	6	4
Internal Medicine	1661140C0	4	4
Obstetrics-Gynecology	1661220C0	4	4
Transitional	1661999P0	6	6

## Sacred Heart Hospital-PA

ALLENTOWN	Code	Quota	Matched
Family Medicine	1602120C0	3	3

## Scranton-Temple Res-PA

SCRANTON	Code	Quota	Matched
Medicine-Primary	3056140M0	4	4

## St Christophers Hosp-PA

PHILADELPHIA	Code	Quota	Matched
Pediatrics	1653320C0	23	23
Pediatrics-Prelim/1 yr	1653320P0	2	2
Pediatrics- Prelim/2 yrs	1653320P1	1	1

## St Lukes-Bethlehem-PA

BETHLEHEM	Code	Quota	Matched
Emergency Medicine	1605110C0	8	8
Family Medicine	1605120C0	4	4
Internal Medicine	1605140C0	2	2
Obstetrics-Gynecology	1605220C0	5	5
Orthopaedic Surgery	1605260C0	2	2
General Surgery	1605440C0	3	3
Transitional	1605999P0	3	3

## St Vincent Hlth Ctr-PA

ERIE	Code	Quota	Matched
Family Medicine	1612120C0	3	3

## Temple Univ Hosp-PA

PHILADELPHIA	Code	Quota	Matched
Anesthesiology	1646040A0	6	5
Emergency Medicine	1646110C0	12	12
Internal Medicine	1646140C0	24	24
Medicine-Primary	1646140M0	0	0
Internal Medicine	1646140P0	8	5
Neurological Surgery	1646160C0	1	1
Neurology	1646180C0	3	3
Obstetrics-Gynecology	1646220C0	5	5
Orthopaedic Surgery	1646260C0	4	4
Otolaryngology	1646280C0	2	2
Pathology	1646300C0	1	1
Phys Medicine & Rehab	1646340A0	10	10
Psychiatry	1646400C0	6	6
Radiology-Diagnostic	1646420A0	6	6
General Surgery	1646440C0	7	7
Surgery-Preliminary	1646440P0	9	3

# NRMP Program Results 2010 Main Residency Match

## Thomas Jefferson Univ-PA

PHILADELPHIA	Code	Quota	Matched
Anesthesiology	1630040A0	12	12
Dermatology	1630080A0	3	3
Emergency Medicine	1630110C0	12	12
Family Medicine	1630120C0	9	9
Internal Medicine	1630140C0	39	39
Medicine-Preliminary	1630140P0	3	3
Med-Prelim/Neurology	1630140P1	6	6
Neurological Surgery	1630160C0	3	3
Neurology	1630180A0	9	9
Obstetrics-Gynecology	1630220C0	8	8
Orthopaedic Surgery	1630260C0	6	6
Otolaryngology	1630280C0	4	4
Pathology	1630300C0	4	4
Phys Medicine & Rehab	1630340A0	5	5
Psychiatry	1630400C0	7	7
Radiology-Diagnostic	1630420A0	7	7
Radiation-Oncology	1630430A0	2	2
General Surgery	1630440C0	6	6
Surgery-Preliminary	1630440P0	3	3

## UPMC McKeesport-PA

MCKEESPORT	Code	Quota	Matched
Family Medicine	1620120C0	5	5
Internal Medicine	1620140C0	7	7

## UPMC Medical Education Prog-PA

PITTSBURGH	Code	Quota	Matched
Anesthesiology	1652040A0	5	5
Anesthesiology	1652040C0	8	8
Dermatology	1652080A0	5	5
Emergency Medicine	1652110C0	16	16
Internal Medicine	1652140C0	31	31
Int Med/Womens Health	1652140C1	2	2
Medicine-Preliminary	1652140P0	9	5
Neurological Surgery	1652160C0	3	3
Neurology	1652180C0	7	7
Obstetrics-Gynecology	1652220C0	9	9
Orthopaedic Surgery	1652260C0	4	4
Ortho Surgery/Research	1652260C1	4	4
Otolaryngology	1652280C0	5	5
Pathology	1652300C0	7	7
Pediatrics	1652320C0	27	27
Phys Medicine & Rehab	1652340A0	6	6
Phys Medicine & Rehab	1652340C0	5	5
Plastic Surgery (Integrated)	1652362C0	3	3
Psychiatry	1652400C0	13	13
Radiology-Diagnostic	1652420A0	14	14
Radiation Oncology	1652430A0	1	1
General Surgery	1652440C0	6	6
Surgery-Preliminary	1652440P0	3	3
Surg-Prelim/Non-Desig	1652440P1	1	1
Vascular Surgery	1652451C0	2	2
Medicine-Pediatrics	1652700C0	4	4
Psych-Fam Med/McKeesport	1652720C2	1	1
Psych-Fam Med/St Margaret	1652720C3	1	1
Peds/Psych/Child Psych	1652730C0	2	2

Transitional 1652999P0 8 8

## UPMC Mercy Hospital-PA

PITTSBURGH	Code	Quota	Matched
Anesthesiology	1649040A0	5	5
Internal Medicine	1649140C0	9	9
General Surgery	1649440C0	3	3
Surgery-Preliminary	1649440P0	5	1
Transitional	1649999P0	15	15

## UPMC Presbyterian Shadyside-PA

PITTSBURGH	Code	Quota	Matched
Family Medicine	1657120C0	7	7
Internal Medicine	1657140C0	8	8
Transitional	1657999P0	6	6

## UPMC St Margaret-PA

PITTSBURGH	Code	Quota	Matched
Family Medicine	1656120C0	10	10

## Washington Hospital-PA

WASHINGTON	Code	Quota	Matched
Family Medicine	1669120C0	3	2

## Western Pennsylvania Hosp

PITTSBURGH	Code	Quota	Matched
Anesthesiology	1659040A0	11	11
Obstetrics-Gynecology	1659220C0	5	5
Transitional	1659999P0	10	7

## Williamsport Hosp-PA

WILLIAMSPORT	Code	Quota	Matched
Family Medicine	1673120C0	3	3

## Wyoming Valley Health-PA

KINGSTON	Code	Quota	Matched
Family Medicine	2992120C0	3	3

## York Hospital-PA

YORK	Code	Quota	Matched
Emergency Medicine	1674110C0	12	12
Family Medicine	1674120C0	8	8
Internal Medicine	1674140C0	9	9
Obstetrics-Gynecology	1674220C0	3	3
General Surgery	1674440C0	3	3
Surgery-Preliminary	1674440P0	1	1

## PUERTO RICO

### Damas Hospital-PR

PONCE	Code	Quota	Matched
Internal Medicine	2039140C0	7	7
Transitional	2039999P0	12	5

### Hosp Episcopal San Lucas-PR

PONCE	Code	Quota	Matched
Emergency Medicine	2101110C0	6	6
Internal Medicine	2101140C0	5	5
Obstetrics-Gynecology	2101220C0	3	3
Pediatrics	2101320C0	6	6
Transitional	2101999P0	12	12

# NRMP Program Results 2010 Main Residency Match

## Hospital de la Concepcion-PR

SAN GERMAN	Code	Quota	Matched
Internal Medicine	1202140C0	5	5

## Ponce Sch of Med-PR

PONCE	Code	Quota	Matched
Psychiatry	1433400C0	4	4

## San Juan VA Med Ctr-PR

SAN JUAN	Code	Quota	Matched
Internal Medicine	3012140C0	18	18
Medicine-Preliminary	3012140P0	3	1
Phys Medicine & Rehab	3012340C0	3	3

## Univ of Puerto Rico

SAN JUAN	Code	Quota	Matched
Anesthesiology	1116040C0	3	3
Dermatology	1116080A0	3	3
Emergency Medicine	1116110C0	10	8
Family Medicine	1116120C0	8	8
Internal Medicine	1116140C0	14	14
Medicine-Preliminary	1116140P0	3	1
Neurological Surgery	1116160C0	2	2
Neurology	1116180C0	3	3
Nuclear Medicine	1116200A0	2	0
Obstetrics-Gynecology	1116220C0	5	5
Orthopaedic Surgery	1116260C0	4	4
Otolaryngology	1116280C0	1	1
Pathology	1116300C0	3	3
Pediatrics	1116320C0	13	12
Phys Medicine & Rehab	1116340C0	3	3
Psychiatry	1116400C0	6	6
Radiology-Diagnostic	1116420A0	4	4
General Surgery	1116440C0	5	5
Surgery-Preliminary	1116440P0	5	5

## RHODE ISLAND

### Brown Med Sch/Memorial Hosp-RI

PAWTUCKET	Code	Quota	Matched
Family Medicine	1676120C0	10	10
Medicine-Primary	1676140M0	6	6

### Brown U/Womens & Infants Hosp of RI

PROVIDENCE	Code	Quota	Matched
Obstetrics-Gynecology	2793220C0	8	8

### Brown Univ Psych Res-RI

PROVIDENCE	Code	Quota	Matched
Psychiatry	3170400C0	10	10

### Rhode Island Hosp/Brown U

PROVIDENCE	Code	Quota	Matched
Dermatology	1677080A0	4	4
Emergency Medicine	1677110C0	12	12
Internal Medicine	1677140C0	30	30
Medicine-Primary	1677140M0	9	9
Medicine-Preliminary	1677140P0	8	8
Med-Prelim/Neurology	1677140P1	3	3
Neurological Surgery	1677160C0	1	1

Neurology	1677180A0	4	4
Orthopaedic Surgery	1677260C0	6	6
Pathology	1677300C0	2	2
Pediatrics	1677320C0	16	16
Plastic Surgery	1677360A0	2	2
Radiology-Diagnostic	1677420A0	7	7
General Surgery	1677440C0	6	6
Surgery-Preliminary	1677440P0	8	4
Surg-Prelim/Plastic Surgery	1677440P1	2	2
Medicine-Pediatrics	1677700C0	4	4
Peds/Psych/Child Psych	1677730C0	3	3
Psychiatry-Neurology	1677755A0	1	1

## Roger Williams Med Ctr-RI

PROVIDENCE	Code	Quota	Matched
Dermatology	1678080A0	3	3
Internal Medicine	1678140C0	3	3
Medicine-Preliminary	1678140P0	5	5

## SOUTH CAROLINA

### Anderson Area Med Ctr-SC

ANDERSON	Code	Quota	Matched
Family Medicine	3017120C0	7	7
Family Med/Seneca Lakes	3017120C1	2	2

### Greenville Hosp Sys/Univ So Carolina SOM

GREENVILLE	Code	Quota	Matched
Family Medicine	1683120C0	6	6
Internal Medicine	1683140C0	10	6
Internal Medicine	1683140P0	4	3
Obstetrics-Gynecology	1683220C0	6	6
Orthopaedic Surgery	1683260C0	4	4
Pediatrics	1683320C0	9	9
General Surgery	1683440C0	4	4
Surgery-Preliminary	1683440P0	4	0
Medicine-Pediatrics	1683700C0	4	4

### McLeod Reg Med Ctr-SC

FLORENCE	Code	Quota	Matched
Family Medicine	2032120C0	5	5

### Medical University of SC

CHARLESTON	Code	Quota	Matched
Anesthesiology	1680040C0	9	6
Dermatology	1680080A0	3	3
Emergency Medicine	1680110C0	6	6
Internal Medicine	1680140C0	25	25
Medicine-Preliminary	1680140P0	5	3
Neurological Surgery	1680160C0	1	1
Neurology	1680180C0	4	4
Obstetrics-Gynecology	1680220C0	6	6
Orthopaedic Surgery	1680260C0	2	2
Otolaryngology	1680280C0	3	3
Pathology	1680300C0	6	6
Pediatrics	1680320C0	14	14
Psychiatry	1680400C0	12	12
Radiology-Diagnostic	1680420A0	8	8
Radiation-Oncology	1680430A0	2	2
General Surgery	1680440C0	5	5

# NRMP Program Results 2010 Main Residency Match

## Medical University of SC (Continued)

Surgery-Preliminary	1680440P0	15	7
Thoracic Surgery	1680461C0	1	1
Medicine-Pediatrics	1680700C0	2	2
Medicine-Psychiatry	1680715C0	3	3
Psychiatry-Neurology	1680755C0	1	1

## Palmetto Health Richland-SC

COLUMBIA	Code	Quota	Matched
Emergency Medicine	1681110C0	10	10
Family Medicine	1681120C0	10	10
Internal Medicine	1681140C0	10	5
Medicine-Preliminary	1681140P0	3	3
Obstetrics-Gynecology	1681220C0	4	4
Orthopaedic Surgery	1681260C0	2	2
Pediatrics	1681320C0	11	11
Psychiatry	1681400C0	6	6
General Surgery	1681440C0	3	3
Surgery-Preliminary	1681440P0	2	0

## Self Regional Healthcare-SC

GREENWOOD	Code	Quota	Matched
Family Medicine	2033120C0	10	10

## Spartanburg Reg Healthcare-SC

SPARTANBURG	Code	Quota	Matched
Family Medicine	1685120C0	9	4
General Surgery	1685440C0	2	2
Surgery-Preliminary	1685440P0	2	1
Transitional	1685999P0	6	6

## Trident Medical Center-SC

CHARLESTON	Code	Quota	Matched
Family Medicine	2056120C0	9	9
Transitional-MUSC	2056999P0	6	6

## SOUTH DAKOTA

### Rapid City Reg Hosp-SD

RAPID CITY	Code	Quota	Matched
Family Medicine	1177120C0	6	1

### Sioux Falls Family Med-SD

SIOUX FALLS	Code	Quota	Matched
Family Medicine	2979120C0	7	4

### U South Dakota SOM

SIOUX FALLS	Code	Quota	Matched
Internal Medicine	2805140C0	6	6
Medicine-Preliminary	2805140P0	2	2
Pathology	2805300C0	2	2
Psychiatry	2805400C0	3	3
Transitional	2805999P0	6	6

## TENNESSEE

### Baptist Mem Hosp-TN

MEMPHIS	Code	Quota	Matched
Radiology-Diagnostic	1694420A0	6	6

## East Tennessee St Univ

JOHNSON CITY	Code	Quota	Matched
Family Med/Johnson City	2066120C1	4	4
Family Med/Bristol	2066120C2	6	6
Family Med/Kingsport	2066120C3	5	5
Internal Medicine	2066140C0	6	6
Medicine-Preliminary	2066140P0	7	4
Obstetrics-Gynecology	2066220C0	3	3
Pathology	2066300C0	1	1
Pediatrics	2066320C0	4	4
Psychiatry	2066400C0	6	6
General Surgery	2066440C0	6	6
Surgery-Preliminary	2066440P0	4	2
Medicine-Psychiatry	2066715C0	3	3

### Meharry/Metro General-TN

NASHVILLE	Code	Quota	Matched
Family Medicine	1028120C0	6	6
Internal Medicine	1028140C0	8	8
Obstetrics-Gynecology	1028220C0	3	3
Occupational Medicine	1028380C0	1	0
Prevent Med/Public Health	1028380C1	1	1
Psychiatry	1028400C0	5	5

### U TN/Baptist-Nashville

NASHVILLE	Code	Quota	Matched
Internal Medicine	1699140C0	3	3
Medicine-Preliminary	1699140P0	1	1

### U Tenn Grad SOM-Knoxville

KNOXVILLE	Code	Quota	Matched
Anesthesiology	1839040A0	6	6
Family Medicine	1839120C0	7	7
Internal Medicine	1839140C0	7	7
Obstetrics-Gynecology	1839220C0	3	3
Pathology	1839300C0	2	1
Radiology-Diagnostic	1839420A0	5	5
General Surgery	1839440C0	4	4
Surgery-Preliminary	1839440P0	3	2
Transitional	1839999P0	1	1
Trans/Anesthesia P	1839999P1	6	5
Trans/Radiology P	1839999P2	3	2

### U Tennessee COM-Chatta

CHATTANOOGA	Code	Quota	Matched
Emergency Medicine	1689110C0	6	6
Family Medicine	1689120C0	6	4
Internal Medicine	1689140C0	8	8
Obstetrics-Gynecology	1689220C0	4	4
Orthopaedic Surgery	1689260C0	3	3
Pediatrics	1689320C0	8	8
General Surgery	1689440C0	4	4
Surgery-Preliminary	1689440P0	4	2
Transitional	1689999P0	6	6

### U Tennessee COM-Memphis

MEMPHIS	Code	Quota	Matched
Dermatology	1844080C0	2	2
Family Med/St Francis	1844120C0	8	7

# NRMP Program Results 2010 Main Residency Match

## U Tennessee COM-Memphis (Continued)

Family Med/Jackson	1844120C1	8	7
Internal Medicine	1844140C0	22	22
Medicine-Primary	1844140M0	0	0
Medicine-Preliminary	1844140P0	10	10
Med-Prelim/Neurology	1844140P1	4	3
Neurological Surgery	1844160C0	3	3
Neurology	1844180A0	4	4
Obstetrics-Gynecology	1844220C0	10	10
Orthopaedic Surgery	1844260C0	8	8
Otolaryngology	1844280C0	2	2
Pathology	1844300C0	2	2
Pediatrics	1844320C0	20	20
Psychiatry	1844400C0	4	3
Rad-Diag/U of TN Meth Hosp	1844420C1	8	8
General Surgery	1844440C0	8	8
Surgery-Preliminary	1844440P0	4	1
Medicine-Pediatrics	1844700C0	8	8
Trans/U of TN Meth Hosp	1844999P0	4	4

## Vanderbilt Univ Med Ctr-TN

### NASHVILLE

	Code	Quota	Matched
Anesthesiology	1702040C0	15	15
Dermatology	1702080A0	4	4
Emergency Medicine	1702110C0	11	11
Internal Medicine	1702140C0	36	36
Medicine-Preliminary	1702140P0	6	6
Med-Prelim/Neurology	1702140P1	5	5
Neurological Surgery	1702160C0	2	2
Neurology	1702180A0	5	5
Obstetrics-Gynecology	1702220C0	6	6
Orthopaedic Surgery	1702260C0	5	5
Otolaryngology	1702280C0	4	4
Pathology	1702300C0	5	5
Pediatrics	1702320C0	23	23
Psychiatry	1702400C0	9	9
Radiology-Diagnostic	1702420A0	8	8
Radiation Oncology	1702430A0	1	1
General Surgery	1702440C0	7	7
Surgery-Preliminary	1702440P0	15	11
Medicine-Pediatrics	1702700C0	4	4

## TEXAS

### Baylor Coll Med-Houston-TX

#### HOUSTON

	Code	Quota	Matched
Anesthesiology	1716040A0	1	1
Anesthesiology	1716040C0	12	12
Dermatology	1716080A0	3	3
Emergency Medicine	1716110C0	6	6
Family Med/Comm Hlth Ctr	1716120C0	5	5
Medical Genetics/Pediatrics	1716130C1	2	2
Internal Medicine	1716140C0	44	44
Medicine-Preliminary	1716140P0	16	16
Neurological Surgery	1716160C0	3	3
Neurology	1716180C0	10	10
Obstetrics-Gynecology	1716220C0	12	12
Orthopaedic Surgery	1716260C0	5	5
Otolaryngology	1716280C0	4	4

Otolaryngology/Res (7 Yr)	1716280C1	1	1
Pathology	1716300C0	6	6
Pediatrics	1716320C0	36	36
Pediatrics/Global Health	1716320C1	5	5
Peds-Prelim/Child Neuro-2 yr	1716320P0	2	2
Phys Medicine & Rehab	1716340A0	6	6
Plastic Surgery (Integrated)	1716362C0	3	3
Psychiatry	1716400C0	11	11
Radiology-Diagnostic	1716420A0	12	12
Radiation-Oncology	1716430A0	2	2
General Surgery	1716440C0	4	4
Gen Surgery/Academic	1716440C1	4	4
Surgery-Preliminary	1716440P0	18	9
Medicine-Pediatrics	1716700C0	8	8

### Baylor Med Ctr-Garland-TX

#### GARLAND

Code	Quota	Matched
1223120C0	5	5

### Baylor U Med Ctr-Dallas-TX

#### DALLAS

Code	Quota	Matched
1706140C0	9	9
1706140P0	3	3
1706220C0	5	5
1706300C0	5	5
1706340A0	3	3
1706420A0	2	2
1706420C0	5	5
1706440C0	9	9
1706440P0	5	5

### Christus Santa Rosa-TX

#### SAN ANTONIO

Code	Quota	Matched
1304120C0	7	7

### Christus Spohn Mem Hosp-TX

#### CORPUS CHRISTI

Code	Quota	Matched
1705110C0	8	8
1705120C0	12	12

### Conroe Reg Med Ctr-TX

#### CONROE

Code	Quota	Matched
1502120C0	7	7

### Driscoll Childrens Hosp-TX

#### CORPUS CHRISTI

Code	Quota	Matched
1703320C0	6	6

### John Peter Smith Hosp-TX

#### FORT WORTH

Code	Quota	Matched
1711120C0	22	22
1711220C0	4	4
1711260C0	4	4
1711400C0	3	3
1711999P1	12	12

### McAllen Med Ctr-TX

#### MCALLEN

Code	Quota	Matched
3072120C0	6	6

# NRMP Program Results 2010 Main Residency Match

## McLennan Co Fam Med-TX

WACO	Code	Quota	Matched
Family Medicine	1735120C0	12	12

## Memorial Hermann Hosp-TX

SUGAR LAND (HOUSTON)	Code	Quota	Matched
Family Medicine	1785120C0	14	14

## Methodist Health System Dallas-TX

DALLAS	Code	Quota	Matched
Family Medicine	1707120C0	4	2
Internal Medicine	1707140C0	5	5
Obstetrics-Gynecology	1707220C0	3	3
General Surgery	1707440C0	2	2
Surgery-Preliminary	1707440P0	4	3

## Methodist Hospital-Houston-TX

HOUSTON	Code	Quota	Matched
Family Medicine	1167120C0	4	4
Internal Medicine	1167140C0	10	7
Neurological Surgery	1167160C0	1	1
Neurology	1167180A0	2	1
Obstetrics-Gynecology	1167220C0	5	5
Pathology	1167300C0	6	6
General Surgery	1167440C0	4	4
Surgery-Preliminary	1167440P0	4	0
Transitional	1167999P0	14	14
Trans/Neurology	1167999P1	2	1

## Presbyterian Hosp-Dallas-TX

DALLAS	Code	Quota	Matched
Internal Medicine	1719140C0	6	6
Medicine-Preliminary	1719140P0	6	6

## San Jacinto Meth Hosp-TX

BAYTOWN	Code	Quota	Matched
Family Medicine	2060120C0	4	4

## Texas A&M-Bryan/College Station

BRYAN	Code	Quota	Matched
Family Medicine	1713120C0	7	7

## Texas A&M-Scott & White

TEMPLE	Code	Quota	Matched
Anesthesiology	1725040C0	8	8
Dermatology	1725080A0	3	3
Emergency Medicine	1725110C0	12	12
Family Medicine	1725120C0	8	8
Internal Medicine	1725140C0	16	16
Medicine-Preliminary	1725140P0	6	6
Obstetrics-Gynecology	1725220C0	4	4
Orthopaedic Surgery	1725260C0	4	4
Pathology	1725300C0	3	3
Pediatrics	1725320C0	6	4
Plastic Surgery (Integrated)	1725362C0	2	2
Psychiatry	1725400C0	5	5
Radiology-Diagnostic	1725420C0	6	6
General Surgery	1725440C0	5	5
Surg-Prelim/Urology	1725440P0	2	2
Surgery-Preliminary	1725440P1	1	1

## Texas Tech U Affil-Amarillo

AMARILLO	Code	Quota	Matched
Family Medicine	2993120C0	4	4
Internal Medicine	2993140C0	6	6
Obstetrics-Gynecology	2993220C0	3	3
Pediatrics	2993320C0	5	5

## Texas Tech U Affil-El Paso

EL PASO	Code	Quota	Matched
Emergency Medicine	1710110C0	10	10
Family Medicine	1710120C0	8	8
Internal Medicine	1710140C0	5	5
Obstetrics-Gynecology	1710220C0	4	4
Pediatrics	1710320C0	6	6
Psychiatry	1710400C0	1	1
Radiology-Diagnostic	1710420A0	2	2
General Surgery	1710440C0	3	3
Surgery-Preliminary	1710440P0	3	3
Transitional	1710999P0	4	4

## Texas Tech U Affil-Lubbock

LUBBOCK	Code	Quota	Matched
Anesthesiology	2973040C0	4	1
Dermatology	2973080A0	3	3
Family Medicine	2973120C0	7	7
Internal Medicine	2973140C0	12	12
Medicine-Preliminary	2973140P0	2	2
Obstetrics-Gynecology	2973220C0	3	3
Orthopaedic Surgery	2973260C0	3	3
Pathology	2973300C0	2	2
Pediatrics	2973320C0	6	6
Psychiatry	2973400C0	4	4
General Surgery	2973440C0	3	3
Surgery-Preliminary	2973440P0	2	0
Surgery/Prelim/Urology	2973440P1	1	1

## Texas Tech U Affil-Odessa

ODESSA	Code	Quota	Matched
Family Medicine	3124120C0	2	2
Internal Medicine	3124140C0	12	12
Obstetrics-Gynecology	3124220C0	3	3

## U Texas HSC-San Antonio

SAN ANTONIO	Code	Quota	Matched
Anesthesiology	1722040C0	12	12
Dermatology	1722080A0	1	1
Family Medicine	1722120C0	12	12
Internal Medicine	1722140C0	18	18
Int Med/RAHC-Harlingen	1722140C1	5	5
Medicine-Preliminary	1722140P0	8	8
Med-Prelim/Neurology	1722140P1	2	2
Med-Prelim/Radiology	1722140P2	2	2
Neurological Surgery	1722160C0	2	2
Neurology	1722180A0	2	2
Obstetrics-Gynecology	1722220C0	6	6
Orthopaedic Surgery	1722260C0	6	6
Otolaryngology	1722280C0	2	2
Pathology	1722300C0	3	3
Pediatrics	1722320C0	16	16

# NRMP Program Results 2010 Main Residency Match

## U Texas HSC-San Antonio (Continued)

Pediatrics-Preliminary	1722320P0	1	1
Phys Medicine & Rehab	1722340C0	8	8
Psychiatry	1722400C0	8	8
Radiology-Diagnostic	1722420A0	6	6
Radiation Oncology	1722430A0	2	2
General Surgery	1722440C0	2	2
General Surgery/Research	1722440C1	6	6
Surgery-Preliminary	1722440P0	11	11
Thoracic Surgery	1722461C0	1	1

Pediatrics	2923320C0	22	22
Pediatrics-Prelim/2 yrs	2923320P0	3	3
Phys Medicine & Rehab	2923340A0	4	4
Psychiatry	2923400C0	8	8
Radiology-Diagnostic	2923420A0	13	13
General Surgery	2923440C0	7	7
Surgery-Preliminary	2923440P0	8	8
Medicine-Pediatrics	2923700C0	6	6
Transitional	2923999P0	15	15

## U Texas Health Science Ctr-Tyler

TYLER	Code	Quota	Matched
Family Medicine	3626120C0	8	8

## U Texas MD Anderson Cancer Ctr

HOUSTON	Code	Quota	Matched
Radiation-Oncology	1004430A0	6	6

## U Texas Med Branch-Galveston

GALVESTON	Code	Quota	Matched
Anesthesiology	1714040C0	14	14
Dermatology	1714080A0	3	3
Family Medicine	1714120C0	5	5
Internal Medicine	1714140C0	18	18
Medicine-Preliminary	1714140P0	10	10
Med-Prelim/Neuro-Galveston	1714140P3	2	2
Neurological Surgery	1714160C0	1	1
Neurology/Galveston	1714180A0	2	2
Ob-Gyn/Galveston	1714220C0	8	8
Orthopaedic Surgery	1714260C0	5	5
Otolaryngology	1714280C0	3	3
Pathology	1714300C0	5	5
Pediatrics/Galveston	1714320C0	10	8
Plastic Surgery (Integrated)	1714362C0	3	3
Psychiatry	1714400C0	5	5
Psychiatry/Child Psych	1714400C1	1	1
Radiology-Diagnostic	1714420A0	6	6
Radiation-Oncology	1714430A0	1	0
General Surgery	1714440C0	5	5
Surgery-Preliminary	1714440P0	1	1

## U Texas Southwestern Med Sch-Dallas

DALLAS	Code	Quota	Matched
Anesthesiology	2835040C0	15	15
Dermatology/Dallas	2835080A0	6	6
Dermatology/Austin	2835080A1	1	1
Emergency Medicine	2835110C0	19	19
Family Medicine/Parkland	2835120C0	3	3
Family Medicine/Austin	2835120C2	7	7
Internal Medicine/Dallas	2835140C0	48	48
Internal Medicine/Austin	2835140C2	14	14
Medicine-Prelim/Dallas	2835140P0	4	4
Medicine-Prelim/Austin	2835140P4	4	4
Med-Prelim/Neurology-Austin	2835140P5	2	2
Neurological Surgery	2835160C0	2	1
Neurology/Dallas	2835180A0	0	0
Neurology/Austin	2835180A1	3	3
Neurology/Dallas	2835180C0	7	7
Obstetrics-Gynecology/Dallas	2835220C0	20	20
Obstetrics-Gynecology/Austin	2835220C2	5	5
Orthopaedic Surgery	2835260C0	6	6
Otolaryngology	2835280C0	4	4
Pathology	2835300C0	6	6
Clinical Pathology	2835300C1	2	1
Pediatrics/Dallas	2835320C0	34	34
Pediatrics/Austin	2835320C1	16	16
Phys Medicine & Rehab	2835340A0	9	9
Plastic Surgery (Integrated)	2835362C0	4	4
Psychiatry/Dallas	2835400C0	12	12
Psychiatry/Austin	2835400C1	6	6
Radiology-Diagnostic	2835420A0	6	6
Radiology-Diagnostic	2835420C0	6	6
Radiation Oncology	2835430A0	3	3
General Surgery/Dallas	2835440C0	13	13
General Surgery/Austin	2835440C1	3	3
Surgery-Prelim/Dallas	2835440P0	6	0
Surg-Prelim/Urology	2835440P2	4	4
Transitional/Austin	2835999P0	6	6

## U Texas Med Sch-Houston

HOUSTON	Code	Quota	Matched
Anesthesiology	2923040A0	10	10
Anesthesiology	2923040C0	10	10
Dermatology	2923080A0	5	5
Emergency Medicine	2923110C0	12	12
Family Medicine/HH/LBJ	2923120C0	12	11
Internal Medicine	2923140C0	35	35
Medicine-Preliminary	2923140P0	14	14
Med-Prelim/Rad Oncology	2923140P1	2	2
Neurological Surgery	2923160C0	1	1
Neurology	2923180A0	5	5
Obstetrics-Gynecology/MHH	2923220C0	6	6
Obstetrics-Gynecology/LBJ	2923220C1	6	6
Orthopaedic Surgery	2923260C0	3	3
Otolaryngology	2923280C0	2	2
Pathology	2923300C0	5	5

## Valley Baptist Med Ctr-TX

HARLINGEN	Code	Quota	Matched
Family Medicine	1235120C0	5	5

## Wichita Falls Family-TX

WICHITA FALLS	Code	Quota	Matched
Family Medicine	3088120C0	8	8

# NRMP Program Results 2010 Main Residency Match

## UTAH

### Intermountain Medical Center

#### MURRAY

Transitional

Code	Quota	Matched
1729999P0	12	12

### McKay-Dee Hosp Ctr-UT

#### OGDEN

Family Medicine

Code	Quota	Matched
1736120C0	6	6

## U Utah Affil Hospitals

### SALT LAKE CITY

Anesthesiology

Code	Quota	Matched
1732040A0	12	12
1732080A0	2	2
1732110C0	8	8
1732120C0	8	8
1732140C0	27	27
1732140P0	14	14
1732140P1	3	3
1732160C0	2	2
1732180C0	4	4
1732220C0	6	6
1732260C0	5	5
1732280C0	3	3
1732300C0	4	4
1732300C1	1	1
1732320C0	21	21
1732340A0	4	4
1732360A0	1	1
1732400C0	6	6
1732420A0	6	6
1732430A0	1	1
1732440C0	6	6
1732440P0	1	1
1732440P1	1	1
1732480C0	2	2
1732700C0	3	3
1732730C0	2	2

Dermatology

Emergency Medicine

Family Medicine

Internal Medicine

Medicine-Preliminary

Med-Prel/Ophthalmology

Neurological Surgery

Neurology

Obstetrics-Gynecology

Orthopaedic Surgery

Otolaryngology

Pathology-AP/CP Comb

Pathology-CP only

Pediatrics

Phys Medicine & Rehab

Plastic Surgery

Psychiatry

Radiology-Diagnostic

Radiation-Oncology

General Surgery

Surgery-Preliminary

Surg-Prelim/Plastic Surgery

Urology

Medicine-Pediatrics

Peds/Psych/Child Psych

Orthopaedic Surgery

1734260C0 3 3

Otolaryngology

1734280C0 1 1

Pathology

1734300C0 4 4

Pediatrics

1734320C0 6 6

Psychiatry

1734400C0 4 2

Radiology-Diagnostic

1734420A0 6 6

General Surgery

1734440C0 3 3

Surgery-Preliminary

1734440P0 5 0

## VIRGINIA

### Bon Secours St Francis-VA

#### MIDLOTHIAN

Family Medicine

Code	Quota	Matched
2530120C0	6	6

### Carilion Clinic-Virginia Tech Carilion SOM

#### ROANOKE

Family Medicine

Code	Quota	Matched
1748120C0	9	5
1748140C0	8	8
1748140P0	6	2
1748220C0	3	3
1748400C0	3	3
1748440C0	3	3
1748440P0	4	4
1748999P0	12	12

Internal Medicine

Medicine-Preliminary

Obstetrics-Gynecology

Psychiatry

General Surgery

Surgery-Preliminary

Transitional

### Chippenham Med Ctr-VA

#### RICHMOND

Family Medicine

Code	Quota	Matched
3045120C0	7	7

### Eastern VA Med School-VA

#### NORFOLK

Emergency Medicine

Code	Quota	Matched
2980110C0	10	10
2980120C0	6	3
2980120C1	5	5
2980140C0	6	6
2980140C1	1	1
2980140P0	5	5
2980220C0	4	4
2980280C0	3	3
2980320C0	20	20
2980340A0	5	5
2980400C0	3	3
2980420A0	4	4
2980440C0	5	5
2980440P0	1	1
2980740C0	3	3

Family Med/Portsmouth

Family Med/Ghent

Internal Medicine

Internal Med/Geriatrics

Medicine-Preliminary

Obstetrics-Gynecology

Otolaryngology

Pediatrics

Phys Medicine & Rehab

Psychiatry

Radiology-Diagnostic

General Surgery

Surgery-Preliminary

Medicine-Family Med

## Utah HealthCare Institute

### SALT LAKE CITY

Family Medicine

Code	Quota	Matched
1730120C0	3	3

## Utah Valley Reg Med Ctr

### PROVO

Family Medicine

Code	Quota	Matched
1215120C0	7	7

## VERMONT

### UVM/Fletcher Allen-VT

#### BURLINGTON

Anesthesiology

Code	Quota	Matched
1734040A0	4	4
1734040C0	2	2
1734080A0	2	2
1734120C0	6	6
1734140C0	9	9
1734140M0	3	3
1734140P0	5	5
1734160C0	1	1
1734180A0	3	3
1734220C0	3	3

Anesthesiology

Dermatology

Family Medicine

Internal Medicine

Medicine-Primary

Medicine-Preliminary

Neurological Surgery

Neurology

Obstetrics-Gynecology

### INOVA Fairfax Hospital-VA

#### FALLS CHURCH

Pediatrics

Surgery-General

Code	Quota	Matched
3199320C0	11	11
3199440C0	3	3

### Lynchburg Fam Med Res-VA

#### LYNCHBURG

Family Medicine

Code	Quota	Matched
3065120C0	6	6

### Naval Med Ctr-Portsmouth-VA

#### PORTSMOUTH

Medicine-Preliminary

Code	Quota	Matched
1410140P0	2	0

# NRMP Program Results 2010 Main Residency Match

## Riverside Reg Med Ctr-VA

	Code	Quota	Matched
NEWPORT NEWS			
Family Medicine	1739120C0	10	10
Transitional	1739999P0	12	12

## University of Virginia

	Code	Quota	Matched
CHARLOTTESVILLE			
Anesthesiology	1737040A0	4	0
Anesthesiology	1737040C0	10	10
Dermatology	1737080A0	2	2
Emergency Medicine	1737110C0	10	10
Family Medicine	1737120C0	8	8
Internal Medicine	1737140C0	28	28
Medicine-Primary	1737140M0	2	2
Medicine-Preliminary	1737140P0	4	4
Neurological Surgery	1737160C0	3	3
Neurology	1737180A0	0	0
Neurology	1737180C0	6	6
Obstetrics-Gynecology	1737220C0	4	4
Orthopaedic Surg/5 Yr	1737260C0	3	3
Orthopaedic Surg/6 Yr	1737260C1	2	1
Otolaryngology	1737280C0	3	3
Pathology	1737300C0	5	5
Pediatrics	1737320C0	11	11
Phys Medicine & Rehab	1737340A0	2	2
Phys Medicine & Rehab	1737340C0	2	2
Plastic Surgery (Integrated)	1737362C0	1	1
Psychiatry	1737400C0	8	8
Radiology-Diagnostic	1737420A0	7	7
Rad-Diag/Research	1737420A1	1	1
Rad-Diag/Vasc Interv	1737420A2	2	2
Radiation-Oncology	1737430A0	2	2
Gen Surgery/Five Years	1737440C0	5	5
Surgery-Prelim/Urology	1737440P0	2	2
Surg-Prelim/Non-Desig	1737440P1	10	5

## VCU-Fairfax Family Med Res-VA

	Code	Quota	Matched
FAIRFAX			
Family Medicine	1733120C0	8	8

## VCU-Shenandoah Valley-VA

	Code	Quota	Matched
FRONT ROYAL			
Family Medicine	1742120C0	3	3

## Virginia Commonwealth U Hlth Sys

	Code	Quota	Matched
RICHMOND			
Anesthesiology	1743040C0	8	8
Dermatology	1743080A0	1	1
Emergency Medicine	1743110C0	10	10
Internal Medicine	1743140C0	30	30
Int Med/MD Scientist	1743140C2	0	0
Medicine-Preliminary	1743140P0	16	16
Med-Prelim/Neurology	1743140P1	4	4
Neurological Surgery	1743160C0	2	2
Neurology	1743180A0	6	6
Obstetrics-Gynecology	1743220C0	6	6
Orthopaedic Surgery	1743260C0	5	5
Otolaryngology	1743280C0	2	2
Pathology	1743300C0	3	3

Pediatrics	1743320C0	13	13
Phys Medicine & Rehab	1743340A0	6	6
Plastic Surgery	1743360A0	1	1
Psychiatry	1743400C0	9	9
Psychiatry/Research Trk	1743400M0	0	0
Radiology-Diagnostic	1743420A0	9	9
Radiation-Oncology	1743430A0	2	2
General Surgery	1743440C0	5	5
Surgery-Preliminary	1743440P0	5	5
Surg-Prelim/Plastic Surgery	1743440P1	1	1
Surg-Prelim/Urology	1743440P2	2	2
Medicine-Pediatrics	1743700C0	3	3

## WASHINGTON

### Central WA Family Med

	Code	Quota	Matched
YAKIMA			
Family Medicine	3059120C0	3	3

### Fam Med SW Washington

	Code	Quota	Matched
VANCOUVER			
Family Medicine	1143120C0	6	6

### Group Health Coop-WA

	Code	Quota	Matched
SEATTLE			
Family Medicine	1811120C0	5	5

### Providence Sacred Heart Med Ctr-WA

	Code	Quota	Matched
SPOKANE			
Family Medicine	1758120C0	6	6
Family Medicine/Rural	1758120C1	1	1
Internal Medicine	1758140C0	4	4
Radiology-Diagnostic	1758420C0	2	2
Transitional	1758999P0	18	18

### Providence St Peter Hospital-WA

	Code	Quota	Matched
OLYMPIA			
Family Medicine	3198120C0	6	6

### Swedish Medical Center-WA

	Code	Quota	Matched
SEATTLE			
Family Med/First Hill	1755120C0	6	6
Family Med/Downtown	1755120C1	3	3
Family Med/Ballard	1755120C2	2	2
Family Med/Cherry Hill	1755120C3	6	6
Family Med/SeaMar	1755120C4	2	2
Family Med/SIHB	1755120C5	2	1
Family Med/Carolyn Downs	1755120C7	2	2
General Surgery	1755440C0	3	3
Surgery-Preliminary	1755440P0	2	2

### Tacoma Family Med-WA

	Code	Quota	Matched
TACOMA			
Family Medicine	3086120C0	8	4

### U Washington Affil Hosps

	Code	Quota	Matched
SEATTLE			
Anesthesiology	1918040A0	2	2
Anesthesiology/Clin Base Yr	1918040C0	19	19
Anesthesiology/Crit Care Combined	1918040C1	1	1
Anesthesiology/Bonica Scholar	1918040C2	1	1

# NRMP Program Results 2010 Main Residency Match

## U Washington Affil Hosps (Continued)

Dermatology	1918080A0	2	2
Family Medicine	1918120C0	6	6
Family Med/Harborview	1918120C1	2	2
Internal Medicine/Seattle	1918140C0	30	30
Internal Medicine/Seattle-Boise	1918140C1	10	10
Medicine-Primary/Seattle	1918140M0	12	12
Medicine-Preliminary/Seattle	1918140P0	6	6
Neurological Surgery	1918160C0	3	3
Neurology	1918180C0	5	5
Obstetrics-Gynecology	1918220C0	6	6
Orthopaedic Surgery	1918260C0	8	8
Otolaryngology	1918280C0	2	2
Oto + 2 yrs research	1918280C1	1	1
Pathology/Anat & Clin	1918300C0	6	6
Anatomic Pathology	1918300C1	0	0
Clinical Pathology	1918300C2	0	0
Pediatrics	1918320C0	32	32
Pediatrics-Preliminary	1918320P0	1	1
Phys Medicine & Rehab	1918340A0	5	5
Phys Medicine & Rehab	1918340C0	3	3
Plastic Surgery	1918360A0	3	3
Psychiatry	1918400C0	11	11
Psychiatry/Spokane	1918400C1	2	2
Psychiatry/UW Idaho	1918400C2	2	1
Radiology-Diagnostic	1918420A0	8	8
Radiology-Diagnostic/Research	1918420A1	0	0
Radiology-Diagnostic	1918420C0	3	3
Radiation-Oncology	1918430A0	3	3
General Surgery	1918440C0	7	7
Surg-Prelim/2yr Non-des	1918440P0	5	3
Surg-Prelim/Urology	1918440P2	3	3
Surg-Prelim/1yr Des or Non-des	1918440P3	2	0
Surg-Prelim/Plastic Surgery	1918440P4	3	3
Thoracic Surgery	1918461C0	1	1

## Valley Med Ctr-WA

RENTON	Code	Quota	Matched
Family Medicine	3132120C0	8	8

## Virginia Mason Med Ctr-WA

SEATTLE	Code	Quota	Matched
Anesthesiology	1756040A0	3	3
Anesthesiology	1756040C0	4	4
Internal Medicine	1756140C0	6	6
Medicine-Primary	1756140M0	4	4
Medicine-Preliminary	1756140P0	5	5
Radiology-Diagnostic	1756420A0	1	1
Radiology-Diagnostic	1756420C0	2	2
General Surgery	1756440C0	5	5
Surgery-Preliminary	1756440P0	5	2
Transitional	1756999P0	6	6

## WEST VIRGINIA

### Charleston Area Med Ctr/WV Univ

CHARLESTON	Code	Quota	Matched
Family Medicine	1902120C0	4	4
Internal Medicine	1902140C0	7	7

Medicine-Preliminary	1902140P0	2	2
Obstetrics-Gynecology	1902220C0	3	3
Pediatrics	1902320C0	4	2
Psychiatry	1902400C0	3	3
General Surgery	1902440C0	3	3
Surgery-Preliminary	1902440P0	4	1
Medicine-Pediatrics	1902700C0	2	1
Medicine-Psychiatry	1902715C0	2	2

## Marshall University SOM-WV

HUNTINGTON	Code	Quota	Matched
Family Medicine	3066120C0	7	4
Internal Medicine	3066140C0	10	10
Medicine-Preliminary	3066140P0	5	5
Obstetrics-Gynecology	3066220C0	3	3
Orthopaedic Surgery	3066260C0	3	3
Pediatrics	3066320C0	5	5
General Surgery	3066440C0	3	3
Surgery-Preliminary	3066440P0	3	0
Medicine-Pediatrics	3066700C0	3	2

## United Hospital Ctr-WV

CLARKSBURG	Code	Quota	Matched
Family Medicine	2985120C0	4	4

## West Virginia University SOM

MORGANTOWN	Code	Quota	Matched
Anesthesiology	1837040A0	3	2
Anesthesiology	1837040C0	3	3
Dermatology	1837080A0	1	1
Emergency Medicine	1837110C0	7	7
Family Medicine	1837120C0	5	4
Fam Med/Harpers Ferry	1837120C1	1	1
Internal Medicine	1837140C0	10	10
Neurological Surgery	1837160C0	1	1
Neurology	1837180C0	4	4
Obstetrics-Gynecology	1837220C0	3	3
Orthopaedic Surgery	1837260C0	3	3
Ortho Surg/Research	1837260C1	1	1
Otolaryngology	1837280C0	3	3
Pathology	1837300C0	1	1
Pediatrics	1837320C0	4	4
Psychiatry	1837400C0	6	6
Radiology-Diagnostic	1837420A0	4	4
General Surgery	1837440C0	3	3
Surgery-Preliminary	1837440P1	5	4
Medicine-Pediatrics	1837700C0	5	5
Psychiatry-Family Med	1837720C0	1	0
Transitional	1837999P0	9	9
Trans/Dermatology	1837999P2	0	0

## Wheeling Hospital-WV

WHEELING	Code	Quota	Matched
Family Medicine	1770120C0	4	4

## WISCONSIN

### Aurora Health Care/ASMC-WI

MILWAUKEE	Code	Quota	Matched
Internal Medicine	1787140C0	13	13

# NRMP Program Results 2010 Main Residency Match

## Aurora Health Care/ASMC-WI (Continued)

Obstetrics-Gynecology	1787220C0	3	3
-----------------------	-----------	---	---

## Gundersen Lutheran Med Fdn-WI

LA CROSSE	Code	Quota	Matched
Internal Medicine	1774140C0	5	5
General Surgery	1774440C0	3	3
Transitional	1774999P0	12	12

## La Crosse-Mayo-WI

LA CROSSE	Code	Quota	Matched
Family Medicine	3035120C0	5	5

## Marshfield/St Josephs-WI

MARSHFIELD	Code	Quota	Matched
Dermatology	1780080A1	2	2
Internal Medicine	1780140C0	3	3
Pediatrics	1780320C0	2	2
General Surgery	1780440C0	2	2
Medicine-Pediatrics	1780700C0	1	1
Transitional	1780999P0	4	4

## Med Coll Wisconsin Affil Hosps

MILWAUKEE	Code	Quota	Matched
Anesthesiology	1784040A0	4	4
Anesthesiology	1784040C0	15	15
Dermatology	1784080A0	3	3
Dermatology	1784080C0	1	1
Emergency Medicine	1784110C0	9	9
Family Med/Waukesha	1784120C0	5	5
Family Med/St Josephs	1784120C1	5	5
FM/Columbia-St Marys	1784120C2	6	5
Internal Medicine	1784140C0	28	28
Medicine/Geriatrics	1784140C1	1	1
Int Med-Research Path	1784140C2	0	0
Medicine-Primary	1784140M0	2	2
Medicine-Preliminary	1784140P0	10	10
Neurological Surgery	1784160C0	1	1
Neurology	1784180C0	5	5
Obstetrics-Gynecology	1784220C0	7	7
Orthopaedic Surgery	1784260C0	5	5
Otolaryngology	1784280C0	3	3
Pathology	1784300C0	4	4
Pediatrics	1784320C0	22	22
Pediatrics-Preliminary	1784320P0	1	1
Phys Medicine & Rehab	1784340A0	6	6
Plastic Surgery (Integrated)	1784362C0	2	2
Psychiatry	1784400C0	7	7
Radiology-Diagnostic	1784420A0	8	8
Radiation Oncology	1784430A0	2	2
General Surgery	1784440C0	7	7
Surgery-Preliminary	1784440P0	2	1
Surg-Prelim/Urology	1784440P1	3	3
Thoracic Surgery	1784461C0	1	1
Medicine-Pediatrics	1784700C0	6	6
Medicine-Neurology	1784745C0	0	0

## Mercy Health System-WI

JANESVILLE	Code	Quota	Matched
Family Medicine	3722120C0	3	3

## St Lukes Med Ctr-WI

MILWAUKEE	Code	Quota	Matched
Family Medicine	1789120C0	6	2
Radiology-Diagnostic	1789420C0	5	5
Transitional	1789999P0	12	12

## U Wisconsin Hospital and Clinics

MADISON	Code	Quota	Matched
Anesthesiology	1779040C0	8	8
Dermatology	1779080A0	2	2
Emergency Medicine	1779110C0	6	6
Internal Medicine	1779140C0	20	20
Medicine-Primary	1779140M0	3	3
Neurological Surgery	1779160C0	3	3
Neurology	1779180A0	3	3
Neurology	1779180C0	1	1
Obstetrics-Gynecology	1779220C0	6	6
Orthopaedic Surgery	1779260C0	5	5
Otolaryngology	1779280C0	2	2
Pathology	1779300C0	4	2
Pediatrics	1779320C0	13	13
Phys Medicine & Rehab	1779340A0	3	3
Plastic Surgery (Integrated)	1779362C0	3	3
Psychiatry	1779400C0	7	7
Psychiatry/Research Trk	1779400C1	0	0
Radiology-Diagnostic	1779420A0	5	5
Radiology-Diagnostic	1779420C0	2	2
Radiation-Oncology	1779430A0	1	1
Radiation-Oncology	1779430C0	1	1
General Surgery	1779440C0	6	6
Surgery-Prelim/Urology	1779440P0	2	2
Medicine-Dermatology	1779785C0	1	1

## U Wisconsin SOM and Public Health

MADISON	Code	Quota	Matched
Family Med/Madison	3001120C0	14	14
Family Med/Baraboo	3001120C1	1	1
Family Med/Eau Claire	3001120C2	3	1
Family Med/EC/Augusta	3001120C3	1	0
Family Med/Fox Valley	3001120C5	6	2
Family Med/Wausau	3001120C6	5	5

## Wheaton Franciscan Healthcare-St. Joseph-WI

MILWAUKEE	Code	Quota	Matched
Radiology-Diagnostic	1788420A0	3	3
Transitional	1788999P0	12	12

## WYOMING

### Univ of Wyoming-Casper

CASPER	Code	Quota	Matched
Family Medicine	3089120C0	4	4

### Univ of Wyoming-Cheyenne

CHEYENNE	Code	Quota	Matched
Family Medicine	2034120C0	5	5

---

To order additional copies of this publication, please contact:  
Association of American Medical Colleges  
Customer Service and Order Fulfillment  
2450 N Street, NW, Washington, DC 20037  
Phone: 202-828-0416, Fax: 202-828-1123  
[www.aamc.org/publications](http://www.aamc.org/publications)

Price  
(shipping not included)  
**\$45.00 - NRMP10**

Copyright © 2010 National Resident Matching Program, All materials subject to this copyright may be photocopied for the purpose of nonprofit, scientific, or educational advancement.